




Aluminum Round Tuscan FLUTED Columns with Capitals & Bases




Standard Colors

<= Beige

<= Gloss White

<= Taupe



Upcharge Colors add 5%

<= Linen

<= Black Matt

<= Slate

<= Brown Matt

Load Note: All Loads are to be centered

MADE IN USA

8 Feet				
Diameter 6" Non Tapered		Loads up to 21,000 lbs		click for Drawing
IPAL0806F-TCTB	Whole	Top & Bottom Diameter 6", Inside 4-1/2"		168.87
Load Bearing Plate				22.50
IPAL0806F-TCTB-WRAP	Split for Wrap	Split Shaft, Cap & Base		183.17
IPAL0806F-TCTB-PIL	Split for 1/2 Column			254.80
Diameter 8" Non Tapered		Loads up to 21,000 lbs		click for Drawing
IPAL0808F-TCTB	Whole	Top & Bottom Diameter 8", Inside 6-1/2"		226.98
Load Bearing Plate				22.50
IPAL0808F-TCTB-WRAP	Split for Wrap	Split Shaft, Cap & Base		241.28
IPAL0808F-TCTB-PIL	Split for 1/2 Column			313.04
Diameter 10" Non Tapered		Loads up to 26,000 lbs		click for Drawing
IPAL0810F-TCTB	Whole	Top & Bottom Diameter 10", Inside 8-1/2"		311.61
Load Bearing Plate				22.50
IPAL0810F-TCTB-WRAP	Split for Wrap	Split Shaft, Cap & Base		354.64
IPAL0810F-TCTB-PIL	Split for 1/2 Column			397.54
Diameter 12" Non Tapered		Loads up to 26,000 lbs		click for Drawing
IPAL0812F-TCTB	Whole	Top & Bottom Diameter 12", Inside 10-1/2"		525.33
Load Bearing Plate				22.50
IPAL0812F-TCTB-WRAP	Split for Wrap	Split Shaft, Cap & Base		568.36
IPAL0812F-TCTB-PIL	Split for 1/2 Column			305.63

9 Feet				
Diameter 6" Non Tapered		Loads up to 21,000 lbs		click for Drawing
IPAL0906F-TCTB	Whole	Top & Bottom Diameter 6", Inside 4-1/2"		190.32
Load Bearing Plate				22.50
IPAL0906F-TCTB-WRAP	Split for Wrap	Split Shaft, Cap & Base		204.62
IPAL0906F-TCTB-PIL	Split for 1/2 Column			276.12
Diameter 8" Non Tapered		Loads up to 21,000 lbs		click for Drawing
IPAL0908F-TCTB	Whole	Top & Bottom Diameter 8", Inside 6-1/2"		252.72
Load Bearing Plate				22.50
IPAL0908F-TCTB-WRAP	Split for Wrap	Split Shaft, Cap & Base		267.02
IPAL0908F-TCTB-PIL	Split for 1/2 Column			338.78
Diameter 10" Non Tapered		Loads up to 26,000 lbs		click for Drawing
IPAL0910F-TCTB	Whole	Top & Bottom Diameter 10", Inside 8-1/2"		338.52
Load Bearing Plate				22.50
IPAL0910F-TCTB-WRAP	Split for Wrap	Split Shaft, Cap & Base		381.55
IPAL0910F-TCTB-PIL	Split for 1/2 Column			424.58
Diameter 12" Non Tapered		Loads up to 30,000 lbs		click for Drawing
IPAL0912F-TCTB	Whole	Top & Bottom Diameter 12", Inside 10-1/2"		573.69
Load Bearing Plate				22.50
IPAL0912F-TCTB-WRAP	Split for Wrap	Split Shaft, Cap & Base		616.72
IPAL0912F-TCTB-PIL	Split for 1/2 Column			659.62



Aluminum Round Tuscan FLUTED Columns with Capitals & Bases

10 Feet

Diameter 6" Non Tapered		Loads up to 21,000 lbs	click for Drawing	LIST
IPAL1006F-TCTB	Whole	Top & Bottom Diameter 6", Inside 4-1/2"		346.32
Load Bearing Plate				22.50
IPAL1006F-TCTB-WRAP	Split for Wrap	Split Shaft, Cap & Base		359.32
IPAL1006F-TCTB-PIL	Split for 1/2 Column			424.32
Diameter 8" Non Tapered		Loads up to 21,000 lbs	click for Drawing	LIST
IPAL1008F-TCTB	Whole	Top & Bottom Diameter 8", Inside 6-1/2"		271.44
Load Bearing Plate				22.50
IPAL1008F-TCTB-WRAP	Split for Wrap	Split Shaft, Cap & Base		285.74
IPAL1008F-TCTB-PIL	Split for 1/2 Column			357.50
Diameter 10" Non Tapered		Loads up to 26,000 lbs	click for Drawing	LIST
IPAL1010F-TCTB	Whole	Top & Bottom Diameter 10", Inside 8-1/2"		372.06
Load Bearing Plate				22.50
IPAL1010F-TCTB-WRAP	Split for Wrap	Split Shaft, Cap & Base		415.09
IPAL1010F-TCTB-PIL	Split for 1/2 Column			458.12
Diameter 12" Non Tapered		Loads up to 30,000 lbs	click for Drawing	LIST
IPAL1012F-TCTB	Whole	Top & Bottom Diameter 12", Inside 10-1/2"		626.34
Load Bearing Plate				22.50
IPAL1012F-TCTB-WRAP	Split for Wrap	Split Shaft, Cap & Base		669.37
IPAL1012F-TCTB-PIL	Split for 1/2 Column			712.40

12 Feet

Diameter 8" Non Tapered		Loads up to 21,000 lbs	click for Drawing	LIST
IPAL1208F-TCTB	Whole	Top & Bottom Diameter 8", Inside 6-1/2"		322.92
Load Bearing Plate				22.50
IPAL1208F-TCTB-WRAP	Split for Wrap	Split Shaft, Cap & Base		337.22
IPAL1208F-TCTB-PIL	Split for 1/2 Column			408.98
Diameter 10" Non Tapered		Loads up to 26,000 lbs	click for Drawing	LIST
IPAL1210F-TCTB	Whole	Top & Bottom Diameter 10", Inside 8-1/2"		432.51
Load Bearing Plate				22.50
IPAL1210F-TCTB-WRAP	Split for Wrap	Split Shaft, Cap & Base		475.54
IPAL1210F-TCTB-PIL	Split for 1/2 Column			518.44
Diameter 12" Non Tapered		Loads up to 30,000 lbs	click for Drawing	LIST
IPAL1212F-TCTB	Whole	Top & Bottom Diameter 12" (20.3cm), Inside 10-1/2" (26.6cm)		726.18
Load Bearing Plate				22.50
IPAL1212F-TCTB-WRAP	Split for Wrap	Split Shaft, Cap & Base		769.21
IPAL1212F-TCTB-PIL	Split for 1/2 Column			812.24
Diameter 15" Non Tapered		Loads up to 33,000 lbs	click for Drawing	LIST
IPAL1215F-TCTB	Whole	Top & Bottom Diameter 15", Inside 13-1/2"		1045.20
Load Bearing Plate				22.50
IPAL1215F-TCTB-WRAP	Split for Wrap	Split Shaft, Cap & Base		1131.26
IPAL1215F-TCTB-PIL	Split for 1/2 Column			1233.44

16 Feet

Diameter 12" Non Tapered		Loads up to 30,000 lbs	click for Drawing	LIST
IPAL1612F-TCTB	Whole	Top & Bottom Diameter 12", Inside 10-1/2"		930.93
Load Bearing Plate				22.50
IPAL1612F-TCTB-WRAP	Split for Wrap	Split Shaft, Cap & Base		973.96
IPAL1612F-TCTB-PIL	Split for 1/2 Column			1016.86
Diameter 15" Non Tapered		Loads up to 33,000 lbs	click for Drawing	LIST
IPAL1615F-TCTB	Whole	Top & Bottom Diameter 15", Inside 13-1/2"		1282.45
Load Bearing Plate				22.50
IPAL1615F-TCTB-WRAP	Split for Wrap	Split Shaft, Cap & Base		1368.51
IPAL1615F-TCTB-PIL	Split for 1/2 Column			1466.66
Diameter 18" Non Tapered		Loads up to 38,000 lbs	click for Drawing	LIST
IPAL1618F-TCTB	Whole	Top & Bottom Diameter 18", Inside 16-1/2"		1960.27
Load Bearing Plate				22.50
IPAL1618F-TCTB-WRAP	Split for Wrap	Split Shaft, Cap & Base		2046.33
IPAL1618F-TCTB-PIL	Split for 1/2 Column			2218.32



Aluminum Round Tuscan FLUTED Columns with Capitals & Bases

18 Feet

Diameter 15" Non Tapered	Loads up to 33,000 lbs		click for Drawing	LIST
IPAL1815F-TCTB	Whole	Top & Bottom Diameter 15", Inside 13-1/2"		1425.06
Load Bearing Plate				22.50
IPAL1815F-TCTB-WRAP	Split for Wrap	Split Shaft, Cap & Base		1511.12
IPAL1815F-TCTB-PIL	Split for 1/2 Column			1780.22
Diameter 18" Non Tapered	Loads up to 38,000 lbs		click for Drawing	LIST
IPAL1818F-TCTB	Whole	Top & Bottom Diameter 18", Inside 16-1/2"		2113.41
Load Bearing Plate				22.50
IPAL1818F-TCTB-WRAP	Split for Wrap	Split Shaft, Cap & Base		2199.34
IPAL1818F-TCTB-PIL	Split for 1/2 Column			2591.16
Diameter 24" Non Tapered	Loads up to 38,000 lbs		click for Drawing	LIST
IPAL1824F-TCTB	Whole	Top & Bottom Diameter 24", Inside 22-1/2"		3956.16
Load Bearing Plate				22.50
IPAL1824F-TCTB-WRAP	Split for Wrap	Split Shaft, Cap & Base		4128.15
IPAL1824F-TCTB-PIL	Split for 1/2 Column			4300.14

20 Feet (6.096 meters)

Diameter 15" Non Tapered	Loads up to 33,000 lbs		click for Drawing	LIST
IPAL2015F-TCTB	Whole	Top & Bottom Diameter 15", Inside 13-1/2"		1595.10
Load Bearing Plate				22.50
IPAL2015F-TCTB-WRAP	Split for Wrap	Split Shaft, Cap & Base		1681.03
IPAL2015F-TCTB-PIL	Split for 1/2 Column			1964.56
Diameter 18" Non Tapered	Loads up to 38,000 lbs		click for Drawing	LIST
IPAL2018F-TCTB	Whole	Top & Bottom Diameter 18", Inside 16-1/2"		2419.56
Load Bearing Plate				22.50
IPAL2018F-TCTB-WRAP	Split for Wrap	Split Shaft, Cap & Base		2505.49
IPAL2018F-TCTB-PIL	Split for 1/2 Column			2928.12
Diameter 24" Non Tapered	Loads up to 38,000 lbs		click for Drawing	LIST
IPAL2024F-TCTB	Whole	Top & Bottom Diameter 24", Inside 22-1/2"		4050.80
Load Bearing Plate				22.50
IPAL2024F-TCTB-WRAP	Split for Wrap	Split Shaft, Cap & Base		4222.79
IPAL2024F-TCTB-PIL	Split for 1/2 Column			4394.78

24 Feet (7.315 meters)

Diameter 15" Non Tapered	Loads up to 33,000 lbs		click for Drawing	LIST
IPAL2415F-TCTB	Whole	Top & Bottom Diameter 15", Inside 13-1/2"		1796.34
Load Bearing Plate				22.50
IPAL2415F-TCTB-WRAP	Split for Wrap	Split Shaft, Cap & Base		1882.27
IPAL2415F-TCTB-PIL	Split for 1/2 Column			2187.12
Diameter 18" Non Tapered	Loads up to 38,000 lbs		click for Drawing	LIST
IPAL2418F-TCTB	Whole	Top & Bottom Diameter 18", Inside 16-1/2"		2695.16
Load Bearing Plate				22.50
IPAL2418F-TCTB-WRAP	Split for Wrap	Split Shaft, Cap & Base		2781.09
IPAL2418F-TCTB-PIL	Split for 1/2 Column			3231.28
Diameter 24" Non Tapered	Loads up to 38,000 lbs		click for Drawing	LIST
IPAL2424F-TCTB	Whole	Top & Bottom Diameter 24", Inside 22-1/2"		4448.34
Load Bearing Plate				22.50
IPAL2424F-TCTB-WRAP	Split for Wrap	Split Shaft, Cap & Base		4620.33
IPAL2424F-TCTB-PIL	Split for 1/2 Column			4792.32



Aluminum Square Tuscan Smooth Columns with Capitals & Bases



Standard Colors



<= Beige




<= Gloss White



<= Taupe



Upcharge Colors add 5%



<= Linen



<= Slate



<= Black Matt



<= Brown Matt

8 Feet

5-1/2" x 5-1/2"		Loads up to 10,000lbs		click for Drawing	LIST
IPTSQ0806S-AL	Whole	Top & Bottom 5-1/2" x 5-1/2"			299.00
Load Bearing Plate					23.92
IPTSQ0806S-AL-WRAP	Split for Wrap	Split Shaft, Cap & Base			312.00
IPTSQ0806S-AL-PIL	Split for 1/2 Column	Each Half			188.50
7-1/2" x 7-1/2"		Loads up to 20,000lbs		click for Drawing	LIST
IPTSQ0808S-AL	Whole	Top & Bottom 9" x 9"			404.82
Load Bearing Plate					31.33
IPTSQ0808S-AL-WRAP	Split for Wrap	Split Shaft, Cap & Base			417.82
IPTSQ0808S-AL-PIL	Split for 1/2 Column	Each Half			241.41
9" x 9"		Loads up to 15,000lbs		click for Drawing	LIST
IPTSQ0809S-AL	Whole	Top & Bottom 9" x 9"			481.26
Load Bearing Plate					33.80
IPTSQ0809S-AL-WRAP	Split for Wrap	Split Shaft, Cap & Base			494.26
IPTSQ0809S-AL-PIL	Split for 1/2 Column	Each Half			279.63

9 Feet

5-1/2" x 5-1/2"		Loads up to 10,000lbs		click for Drawing	LIST
IPTSQ0906S-AL	Whole	Top & Bottom 5-1/2" x 5-1/2"			322.66
Load Bearing Plate					23.92
IPTSQ0906S-AL-WRAP	Split for Wrap	Split Shaft, Cap & Base			335.66
IPTSQ0906S-AL-PIL	Split for 1/2 Column	Each Half			200.33
7-1/2" x 7-1/2"		Loads up to 20,000lbs		click for Drawing	LIST
IPTSQ0908S-AL	Whole	Top & Bottom 9" x 9"			437.84
Load Bearing Plate					31.33
IPTSQ0908S-AL-WRAP	Split for Wrap	Split Shaft, Cap & Base			450.84
IPTSQ0908S-AL-PIL	Split for 1/2 Column	Each Half			257.92
9" x 9"		Loads up to 15,000lbs		click for Drawing	LIST
IPTSQ0909S-AL	Whole	Top & Bottom 9" x 9"			521.82
Load Bearing Plate					33.80
IPTSQ0909S-AL-WRAP	Split for Wrap	Split Shaft, Cap & Base			534.82
IPTSQ0909S-AL-PIL	Split for 1/2 Column	Each Half			299.91

10 Feet (3.657 meters)


5-1/2" x 5-1/2"		Loads up to 10,000lbs		click for Drawing	LIST
IPTSQ1006S-AL	Whole	Top & Bottom 5-1/2" x 5-1/2"			346.32
Load Bearing Plate					23.92
IPTSQ1006S-AL-WRAP	Split for Wrap	Split Shaft, Cap & Base			359.32
IPTSQ1006S-AL-PIL	Split for 1/2 Column	Each Half			212.16
7-1/2" x 7-1/2"		Loads up to 20,000lbs		click for Drawing	LIST
IPTSQ1008S-AL	Whole	Top & Bottom 9" x 9" (18.4cm)			470.73
Load Bearing Plate					31.33
IPTSQ1008S-AL-WRAP	Split for Wrap	Split Shaft, Cap & Base			483.73
IPTSQ1008S-AL-PIL	Split for 1/2 Column	Each Half			274.43
9" x 9"		Loads up to 15,000lbs		click for Drawing	LIST
IPTSQ1009S-AL	Whole	Top & Bottom 9" x 9" (18.4cm)			562.25
Load Bearing Plate					33.80
IPTSQ1009S-AL-WRAP	Split for Wrap	Split Shaft, Cap & Base			575.25
IPTSQ1009S-AL-PIL	Split for 1/2 Column	Each Half			320.19



12 Feet

5-1/2" x 5-1/2"		Loads up to 10,000lbs	click for Drawing	LIST
IPTSQ1206S-AL	Whole	Top & Bottom 5-1/2" x 5-1/2"		406.90
Load Bearing Plate				23.92
IPTSQ1206S-AL-WRAP	Split for Wrap	Split Shaft, Cap & Base		419.90
IPTSQ1206S-AL-PIL	Split for 1/2 Column	Each Half		242.45
7-1/2" x 7-1/2"		Loads up to 20,000lbs	click for Drawing	LIST
IPTSQ1208S-AL	Whole	Top & Bottom 9" x 9"		533.00
Load Bearing Plate				31.33
IPTSQ1208S-AL-WRAP	Split for Wrap	Split Shaft, Cap & Base		546.00
IPTSQ1208S-AL-PIL	Split for 1/2 Column	Each Half		305.50
9" x 9"		Loads up to 15,000lbs	click for Drawing	LIST
IPTSQ1209S-AL	Whole	Top & Bottom 9" x 9"		641.68
Load Bearing Plate				33.80
IPTSQ1209S-AL-WRAP	Split for Wrap	Split Shaft, Cap & Base		661.96
IPTSQ1209S-AL-PIL	Split for 1/2 Column	Each Half		370.37

Aluminum Square Tuscan Fluted Columns with Capitals & Bases




Standard Colors

<= Beige

<= Gloss White

<= Taupe



Upcharge Colors add 5%

<= Linen

<= Slate

<= Black Matt

<= Brown Matt

MADE IN USA

8 Feet

3" x 3"		Center Load up to 8,000lbs	click for Drawing	LIST
IPTSQ0803F-AL	Whole	Top & Bottom Cap / Base call		78.78
Load Bearing Plate				23.92
4" x 4"		Center Load up to 8,000lbs	click for Drawing	LIST
IPTSQ0804F-AL	Whole	Top & Bottom Cap/Base 5-5/8" x 5-5/8"		153.92
Load Bearing Plate				31.33
5-1/2" x 5-1/2"		Loads up to 10,000lbs	click for Drawing	LIST
IPTSQ0806F-AL	Whole	Top & Bottom Cap/Base 8-1/2" x 8-1/2"		209.69
Load Bearing Plate				33.80
IPTSQ0806F-AL-WRAP	Split for Wrap	Split Shaft, Cap & Base		223.99
IPTSQ0806F-AL-PIL	Split for 1/2 Column			147.81
7-1/2" x 7-1/2"		Loads up to 24,000lbs	click for Drawing	LIST
IPTSQ0808F-AL	Whole	Top & Bottom Cap/Base 10-1/2" x 10-1/2"		295.88
Load Bearing Plate				33.80
IPTSQ0808F-AL-WRAP	Split for Wrap	Split Shaft, Cap & Base		310.18
IPTSQ0808F-AL-PIL	Split for 1/2 Column			190.97
10" x 10"		Loads up to 26,000lbs	click for Drawing	LIST
IPTSQ0810F-AL	Whole	Top & Bottom Cap/Base 10-1/2" x 10-1/2"		465.92
Load Bearing Plate				33.80
IPTSQ0810F-AL-WRAP	Split for Wrap	Split Shaft, Cap & Base		508.95
IPTSQ0810F-AL-PIL	Split for 1/2 Column			275.99
11-15/16" x 11-15/16"		Loads up to 26,000lbs	click for Drawing	LIST
IPTSQ0812F-AL	Whole	Top & Bottom Cap/Base 15-1/8" x 15-1/8"		731.25
Load Bearing Plate				33.80
IPTSQ0812F-AL-WRAP	Split for Wrap	Split Shaft, Cap & Base		774.28
IPTSQ0812F-AL-PIL	Split for 1/2 Column			408.59



9 Feet (2.73 meters)

3" x 3"		Center Load up to 8,000lbs	click for Drawing	LIST
IPTSQ0903F-AL	Whole	Top & Bottom Cap / Base call		97.50
Load Bearing Plate				23.92
4" x 4"		Center Load up to 8,000lbs	click for Drawing	LIST
IPTSQ0904F-AL	Whole	Top & Bottom Cap/Base 5-5/8" x 5-5/8"		170.95
Load Bearing Plate				33.80
5-1/2" x 5-1/2"		Loads up to 10,000lbs	click for Drawing	LIST
IPTSQ0906F-AL	Whole	Top & Bottom Cap/Base 8-1/2" x 8-1/2"		244.01
Load Bearing Plate				33.80
IPTSQ0906F-AL-WRAP	Split for Wrap	Split Shaft, Cap & Base		259.61
IPTSQ0906F-AL-PIL	Split for 1/2 Column			164.97
7-1/2" x 7-1/2"		Loads up to 24,000lbs	click for Drawing	LIST
IPTSQ0908F-AL	Whole	Top & Bottom Cap/Base 10-1/2" x 10-1/2"		333.19
Load Bearing Plate				33.80
IPTSQ0908F-AL-WRAP	Split for Wrap	Split Shaft, Cap & Base		347.49
IPTSQ0908F-AL-PIL	Split for 1/2 Column			209.56
10" x 10"		Loads up to 26,000lbs	click for Drawing	LIST
IPTSQ0910F-AL	Whole	Top & Bottom Cap/Base 10-1/2" x 10-1/2"		554.84
Load Bearing Plate				33.80
IPTSQ0910F-AL-WRAP	Split for Wrap	Split Shaft, Cap & Base		597.74
IPTSQ0910F-AL-PIL	Split for 1/2 Column			320.45
11-15/16" x 11-15/16"		Loads up to 26,000lbs	click for Drawing	LIST
IPTSQ0912F-AL	Whole	Top & Bottom Cap/Base 15-1/8" x 15-1/8"		804.96
Load Bearing Plate				33.80
IPTSQ0912F-AL-WRAP	Split for Wrap	Split Shaft, Cap & Base		847.99
IPTSQ0912F-AL-PIL	Split for 1/2 Column			445.51

10 Feet (3.048 meters)

4" x 4" (10 x 10cm)		Center Load up to 8,000lbs	click for Drawing	LIST
IPTSQ1004F-AL	Whole	Top & Bottom Cap/Base 5-5/8" x 5-5/8"		187.59
Load Bearing Plate				33.80
5-1/2" x 5-1/2" (13.9cm)		Loads up to 10,000lbs	click for Drawing	LIST
IPTSQ1006F-AL	Whole	Top & Bottom Cap/Base 8-1/2" x 8-1/2"		264.81
Load Bearing Plate				33.80
IPTSQ1006F-AL-WRAP	Split for Wrap	Split Shaft, Cap & Base		279.11
IPTSQ1006F-AL-PIL	Split for 1/2 Column			175.37
7-1/2" x 7-1/2" (19cm)		Loads up to 24,000lbs	click for Drawing	LIST
IPTSQ1008F-AL	Whole	Top & Bottom Cap/Base 10-1/2" x 10-1/2"		369.72
Load Bearing Plate				33.80
IPTSQ1008F-AL-WRAP	Split for Wrap	Split Shaft, Cap & Base		384.02
IPTSQ1008F-AL-PIL	Split for 1/2 Column			227.89
10" x 10" (25.4 x 25.4cm)		Loads up to 26,000lbs	click for Drawing	LIST
IPTSQ1010F-AL	Whole	Top & Bottom Cap/Base 10-1/2" x 10-1/2"		580.45
Load Bearing Plate				33.80
IPTSQ1010F-AL-WRAP	Split for Wrap	Split Shaft, Cap & Base		623.35
IPTSQ1010F-AL-PIL	Split for 1/2 Column			333.19
11-15/16" x 11-15/16" (30.3cm)		Loads up to 26,000lbs	click for Drawing	LIST
IPTSQ1012F-AL	Whole	Top & Bottom Cap/Base 15-1/8" x 15-1/8"		878.28
Load Bearing Plate				33.80
IPTSQ1012F-AL-WRAP	Split for Wrap	Split Shaft, Cap & Base		921.31
IPTSQ1012F-AL-PIL	Split for 1/2 Column			482.17



12 Feet					
7-1/2" x 7-1/2"		Loads up to 24,000lbs		click for Drawing	LIST
IPTSQ1208F-AL	Whole	Top & Bottom Cap/Base 10-1/2" x 10-1/2"		465.92	
Load Bearing Plate				33.80	
IPTSQ1208F-AL-WRAP	Split for Wrap	Split Shaft, Cap & Base		508.95	
IPTSQ1208F-AL-PIL	Split for 1/2 Column			275.99	
10" x 10"		Loads up to 26,000lbs		click for Drawing	LIST
IPTSQ1210F-AL	Whole	Top & Bottom Cap/Base 10-1/2" x 10-1/2"		674.70	
Load Bearing Plate				33.80	
IPTSQ1210F-AL-WRAP	Split for Wrap	Split Shaft, Cap & Base		717.73	
IPTSQ1210F-AL-PIL	Split for 1/2 Column			341.38	
11-15/16" x 11-15/16"		Loads up to 26,000lbs		click for Drawing	LIST
IPTSQ1212F-AL	Whole	Top & Bottom Cap/Base 15-1/8" x 15-1/8"		1042.47	
Load Bearing Plate				33.80	
IPTSQ1212F-AL-WRAP	Split for Wrap	Split Shaft, Cap & Base		1085.50	
IPTSQ1212F-AL-PIL	Split for 1/2 Column			564.20	

16 Feet					
11-15/16" x 11-15/16"		Loads up to 26,000lbs		click for Drawing	LIST
IPTSQ1612F-AL	Whole	Top & Bottom Cap/Base 15-1/8" x 15-1/8"		1359.93	
Load Bearing Plate				33.80	
IPTSQ1612F-AL-WRAP	Split for Wrap	Split Shaft, Cap & Base		1402.96	
IPTSQ1612F-AL-PIL	Split for 1/2 Column			722.93	