





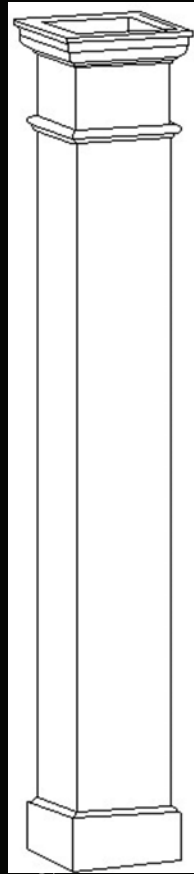
# Element 13 Aluminum Columns



Round



Square  
Fluted




Square  
Plain

Standard


Upgrade



Beige



Linen



White



Slate



Taupe



Black




Brown





## Element 13 Aluminum Round FLUTED Columns with Capitals & Bases




Standard Colors

<= Beige

<= Gloss White

<= Taupe



Upcharge Colors add 5%

<= Linen

<= Black Matt

<= Slate

<= Brown Matt

Load Note: All Loads are to be centered

MADE IN USA

### 8 Feet

Diameter 6" Non Tapered	Loads up to 21,000 lbs		<a href="#">click for Drawing</a>	LIST	EACH
IPAL0806F-TCTB	Whole	Top & Bottom Diameter 6", Inside 4-1/2"		161.79	113.25
Load Bearing Plate				23.85	16.70
IPAL0806F-TCTB-WRAP	Split for Wrap	Split Shaft, Cap & Base		175.49	122.84
IPAL0806F-TCTB-PIL	Split for 1/2 Column			244.12	170.88
Diameter 8" Non Tapered	Loads up to 21,000 lbs		<a href="#">click for Drawing</a>	LIST	EACH
IPAL0808F-TCTB	Whole	Top & Bottom Diameter 8", Inside 6-1/2"		205.16	143.61
Load Bearing Plate				22.50	15.75
IPAL0808F-TCTB-WRAP	Split for Wrap	Split Shaft, Cap & Base		218.08	152.66
IPAL0808F-TCTB-PIL	Split for 1/2 Column			282.94	198.06
Diameter 10" Non Tapered	Loads up to 26,000 lbs		<a href="#">click for Drawing</a>	LIST	EACH
IPAL0810F-TCTB	Whole	Top & Bottom Diameter 10", Inside 8-1/2"		281.65	197.15
Load Bearing Plate				22.50	15.75
IPAL0810F-TCTB-WRAP	Split for Wrap	Split Shaft, Cap & Base		320.54	224.38
IPAL0810F-TCTB-PIL	Split for 1/2 Column			359.32	251.52
Diameter 12" Non Tapered	Loads up to 26,000 lbs		<a href="#">click for Drawing</a>	LIST	EACH
IPAL0812F-TCTB	Whole	Top & Bottom Diameter 12", Inside 10-1/2"		474.82	332.37
Load Bearing Plate				22.50	15.75
IPAL0812F-TCTB-WRAP	Split for Wrap	Split Shaft, Cap & Base		513.71	359.60
IPAL0812F-TCTB-PIL	Split for 1/2 Column			276.24	193.37

### 9 Feet

Diameter 6" Non Tapered	Loads up to 21,000 lbs		<a href="#">click for Drawing</a>	LIST	EACH
IPAL0906F-TCTB	Whole	Top & Bottom Diameter 6", Inside 4-1/2"		172.02	120.41
Load Bearing Plate				22.50	15.75
IPAL0906F-TCTB-WRAP	Split for Wrap	Split Shaft, Cap & Base		184.95	129.46
IPAL0906F-TCTB-PIL	Split for 1/2 Column			249.57	174.70
Diameter 8" Non Tapered	Loads up to 21,000 lbs		<a href="#">click for Drawing</a>	LIST	EACH
IPAL0908F-TCTB	Whole	Top & Bottom Diameter 8", Inside 6-1/2"		228.42	159.89
Load Bearing Plate				22.50	15.75
IPAL0908F-TCTB-WRAP	Split for Wrap	Split Shaft, Cap & Base		241.35	168.94
IPAL0908F-TCTB-PIL	Split for 1/2 Column			306.21	214.34
Diameter 10" Non Tapered	Loads up to 26,000 lbs		<a href="#">click for Drawing</a>	LIST	EACH
IPAL0910F-TCTB	Whole	Top & Bottom Diameter 10", Inside 8-1/2"		305.97	214.18
Load Bearing Plate				22.50	15.75
IPAL0910F-TCTB-WRAP	Split for Wrap	Split Shaft, Cap & Base		344.86	241.40
IPAL0910F-TCTB-PIL	Split for 1/2 Column			383.76	268.63
Diameter 12" Non Tapered	Loads up to 30,000 lbs		<a href="#">click for Drawing</a>	LIST	EACH
IPAL0912F-TCTB	Whole	Top & Bottom Diameter 12", Inside 10-1/2"		518.53	362.97
Load Bearing Plate				22.50	15.75
IPAL0912F-TCTB-WRAP	Split for Wrap	Split Shaft, Cap & Base		557.42	390.19
IPAL0912F-TCTB-PIL	Split for 1/2 Column			596.20	417.34



## Element 13 Aluminum Round FLUTED Columns with Capitals & Bases

### 10 Feet

Diameter 6" Non Tapered		Loads up to 21,000 lbs	<a href="#">click for Drawing</a>	LIST	EACH
IPAL1006F-TCTB	Whole	Top & Bottom Diameter 6", Inside 4-1/2"		187.88	131.52
Load Bearing Plate				22.50	15.75
IPAL1006F-TCTB-WRAP	Split for Wrap	Split Shaft, Cap & Base		200.81	140.57
IPAL1006F-TCTB-PIL	Split for 1/2 Column			265.55	185.89
Diameter 8" Non Tapered		Loads up to 21,000 lbs	<a href="#">click for Drawing</a>	LIST	EACH
IPAL1008F-TCTB	Whole	Top & Bottom Diameter 8", Inside 6-1/2"		245.34	171.74
Load Bearing Plate				22.50	15.75
IPAL1008F-TCTB-WRAP	Split for Wrap	Split Shaft, Cap & Base		258.27	180.79
IPAL1008F-TCTB-PIL	Split for 1/2 Column			323.43	226.19
Diameter 10" Non Tapered		Loads up to 26,000 lbs	<a href="#">click for Drawing</a>	LIST	EACH
IPAL1010F-TCTB	Whole	Top & Bottom Diameter 10", Inside 8-1/2"		336.29	235.40
Load Bearing Plate				22.50	15.75
IPAL1010F-TCTB-WRAP	Split for Wrap	Split Shaft, Cap & Base		375.48	262.62
IPAL1010F-TCTB-PIL	Split for 1/2 Column			444.07	289.85
Diameter 12" Non Tapered		Loads up to 30,000 lbs	<a href="#">click for Drawing</a>	LIST	EACH
IPAL1012F-TCTB	Whole	Top & Bottom Diameter 12", Inside 10-1/2"		566.42	396.28
Load Bearing Plate				22.50	15.75
IPAL1012F-TCTB-WRAP	Split for Wrap	Split Shaft, Cap & Base		605.04	423.51
IPAL1012F-TCTB-PIL	Split for 1/2 Column			643.90	450.73

### 12 Feet

Diameter 8" Non Tapered		Loads up to 21,000 lbs	<a href="#">click for Drawing</a>	LIST	EACH
IPAL1208F-TCTB	Whole	Top & Bottom Diameter 8", Inside 6-1/2"		294.87	204.31
Load Bearing Plate				22.50	15.75
IPAL1208F-TCTB-WRAP	Split for Wrap	Split Shaft, Cap & Base		304.80	213.36
IPAL1208F-TCTB-PIL	Split for 1/2 Column			369.66	258.76
Diameter 10" Non Tapered		Loads up to 26,000 lbs	<a href="#">click for Drawing</a>	LIST	EACH
IPAL1210F-TCTB	Whole	Top & Bottom Diameter 10", Inside 8-1/2"		390.92	273.65
Load Bearing Plate				22.50	15.75
IPAL1210F-TCTB-WRAP	Split for Wrap	Split Shaft, Cap & Base		429.82	300.87
IPAL1210F-TCTB-PIL	Split for 1/2 Column			468.59	328.01
Diameter 12" Non Tapered		Loads up to 30,000 lbs	<a href="#">click for Drawing</a>	LIST	EACH
IPAL1212F-TCTB	Whole	Top & Bottom Diameter 12" (20.3cm), Inside 10-1/2" (26.6cm)		656.36	459.45
Load Bearing Plate				22.50	15.75
IPAL1212F-TCTB-WRAP	Split for Wrap	Split Shaft, Cap & Base		695.25	486.67
IPAL1212F-TCTB-PIL	Split for 1/2 Column			734.44	513.90
Diameter 15" Non Tapered		Loads up to 33,000 lbs	<a href="#">click for Drawing</a>	LIST	EACH
IPAL1215F-TCTB	Whole	Top & Bottom Diameter 15", Inside 13-1/2"		944.70	661.29
Load Bearing Plate				22.50	15.75
IPAL1215F-TCTB-WRAP	Split for Wrap	Split Shaft, Cap & Base		1022.49	715.74
IPAL1215F-TCTB-PIL	Split for 1/2 Column			1114.84	780.39

### 16 Feet

Diameter 12" Non Tapered		Loads up to 30,000 lbs	<a href="#">click for Drawing</a>	LIST	EACH
IPAL1612F-TCTB	Whole	Top & Bottom Diameter 12", Inside 10-1/2"		841.42	588.99
Load Bearing Plate				22.50	15.75
IPAL1612F-TCTB-WRAP	Split for Wrap	Split Shaft, Cap & Base		880.31	616.22
IPAL1612F-TCTB-PIL	Split for 1/2 Column			919.09	643.36
Diameter 15" Non Tapered		Loads up to 33,000 lbs	<a href="#">click for Drawing</a>	LIST	EACH
IPAL1615F-TCTB	Whole	Top & Bottom Diameter 15", Inside 13-1/2"		1159.44	811.40
Load Bearing Plate				22.50	15.75
IPAL1615F-TCTB-WRAP	Split for Wrap	Split Shaft, Cap & Base		1236.92	865.85
IPAL1615F-TCTB-PIL	Split for 1/2 Column			1325.64	927.94
Diameter 18" Non Tapered		Loads up to 38,000 lbs	<a href="#">click for Drawing</a>	LIST	EACH
IPAL1618F-TCTB	Whole	Top & Bottom Diameter 18", Inside 16-1/2"		1771.78	1240.25
Load Bearing Plate				22.50	15.75
IPAL1618F-TCTB-WRAP	Split for Wrap	Split Shaft, Cap & Base		1849.57	1294.70
IPAL1618F-TCTB-PIL	Split for 1/2 Column			2005.02	1403.51



## Element 13 Aluminum Round FLUTED Columns with Capitals & Bases

### 18 Feet

Diameter 15" Non Tapered	Loads up to 33,000 lbs		<a href="#">click for Drawing</a>	LIST	EACH
IPAL1815F-TCTB	Whole	Top & Bottom Diameter 15", Inside 13-1/2"		1288.04	901.62
Load Bearing Plate				22.50	15.75
IPAL1815F-TCTB-WRAP	Split for Wrap	Split Shaft, Cap & Base		1365.82	956.07
IPAL1815F-TCTB-PIL	Split for 1/2 Column			1609.05	1126.33
Diameter 18" Non Tapered	Loads up to 38,000 lbs		<a href="#">click for Drawing</a>	LIST	EACH
IPAL1818F-TCTB	Whole	Top & Bottom Diameter 18", Inside 16-1/2"		1910.20	1337.14
Load Bearing Plate				22.50	15.75
IPAL1818F-TCTB-WRAP	Split for Wrap	Split Shaft, Cap & Base		1987.87	1391.51
IPAL1818F-TCTB-PIL	Split for 1/2 Column			2342.04	1639.41
Diameter 24" Non Tapered	Loads up to 38,000 lbs		<a href="#">click for Drawing</a>	LIST	EACH
IPAL1824F-TCTB	Whole	Top & Bottom Diameter 24", Inside 22-1/2"		3575.76	2503.03
Load Bearing Plate				22.50	15.75
IPAL1824F-TCTB-WRAP	Split for Wrap	Split Shaft, Cap & Base		3731.24	2611.85
IPAL1824F-TCTB-PIL	Split for 1/2 Column			3886.67	2720.67

### 20 Feet (6.096 meters)


Diameter 15" Non Tapered	Loads up to 33,000 lbs		<a href="#">click for Drawing</a>	LIST	EACH
IPAL2015F-TCTB	Whole	Top & Bottom Diameter 15", Inside 13-1/2"		1441.73	1009.21
Load Bearing Plate				22.50	15.75
IPAL2015F-TCTB-WRAP	Split for Wrap	Split Shaft, Cap & Base		1519.39	1063.57
IPAL2015F-TCTB-PIL	Split for 1/2 Column			1775.66	1242.96
Diameter 18" Non Tapered	Loads up to 38,000 lbs		<a href="#">click for Drawing</a>	LIST	EACH
IPAL2018F-TCTB	Whole	Top & Bottom Diameter 18", Inside 16-1/2"		2186.91	1530.84
Load Bearing Plate				22.50	15.75
IPAL2018F-TCTB-WRAP	Split for Wrap	Split Shaft, Cap & Base		2264.58	1585.20
IPAL2018F-TCTB-PIL	Split for 1/2 Column			2646.57	1852.60
Diameter 24" Non Tapered	Loads up to 38,000 lbs		<a href="#">click for Drawing</a>	LIST	EACH
IPAL2024F-TCTB	Whole	Top & Bottom Diameter 24", Inside 22-1/2"		3661.30	2562.91
Load Bearing Plate				22.50	15.75
IPAL2024F-TCTB-WRAP	Split for Wrap	Split Shaft, Cap & Base		3816.75	2671.73
IPAL2024F-TCTB-PIL	Split for 1/2 Column			3972.24	2780.54

### 24 Feet (7.315 meters)

Diameter 15" Non Tapered	Loads up to 33,000 lbs		<a href="#">click for Drawing</a>	LIST	EACH
IPAL2415F-TCTB	Whole	Top & Bottom Diameter 15", Inside 13-1/2"		1623.62	1136.53
Load Bearing Plate				22.50	15.75
IPAL2415F-TCTB-WRAP	Split for Wrap	Split Shaft, Cap & Base		1701.28	1190.90
IPAL2415F-TCTB-PIL	Split for 1/2 Column			1976.82	1383.77
Diameter 18" Non Tapered	Loads up to 38,000 lbs		<a href="#">click for Drawing</a>	LIST	EACH
IPAL2418F-TCTB	Whole	Top & Bottom Diameter 18", Inside 16-1/2"		2436.01	1705.21
Load Bearing Plate				22.50	15.75
IPAL2418F-TCTB-WRAP	Split for Wrap	Split Shaft, Cap & Base		2513.68	1759.57
IPAL2418F-TCTB-PIL	Split for 1/2 Column			2920.58	2044.41
Diameter 24" Non Tapered	Loads up to 38,000 lbs		<a href="#">click for Drawing</a>	LIST	EACH
IPAL2424F-TCTB	Whole	Top & Bottom Diameter 24", Inside 22-1/2"		4020.62	2814.43
Load Bearing Plate				22.50	15.75
IPAL2424F-TCTB-WRAP	Split for Wrap	Split Shaft, Cap & Base		4176.07	2923.25
IPAL2424F-TCTB-PIL	Split for 1/2 Column			4331.52	3032.06



## Aluminum Square Tuscan Smooth Columns with Capitals & Bases



### 8 Feet

5-1/2" x 5-1/2"			Loads up to 10,000lbs	<a href="#">click for Drawing</a>	LIST	EACH
IPTSQ0806S-AL	Whole	Top & Bottom 5-1/2" x 5-1/2"			270.25	189.18
Load Bearing Plate					24.62	15.13
IPTSQ0806S-AL-WRAP	Split for Wrap	Split Shaft, Cap & Base			282.00	197.40
IPTSQ0806S-AL-PIL	Split for 1/2 Column	Each Half			170.38	119.26
7-1/2" x 7-1/2"			Loads up to 20,000lbs	<a href="#">click for Drawing</a>	LIST	EACH
IPTSQ0808S-AL	Whole	Top & Bottom 9" x 9"			365.90	256.13
Load Bearing Plate					28.32	19.82
IPTSQ0808S-AL-WRAP	Split for Wrap	Split Shaft, Cap & Base			377.65	264.35
IPTSQ0808S-AL-PIL	Split for 1/2 Column	Each Half			248.20	152.74
9" x 9"			Loads up to 15,000lbs	<a href="#">click for Drawing</a>	LIST	EACH
IPTSQ0809S-AL	Whole	Top & Bottom 9" x 9"			434.99	304.49
Load Bearing Plate					30.55	21.39
IPTSQ0809S-AL-WRAP	Split for Wrap	Split Shaft, Cap & Base			446.74	312.71
IPTSQ0809S-AL-PIL	Split for 1/2 Column	Each Half			252.74	176.92

### 9 Feet

5-1/2" x 5-1/2"			Loads up to 10,000lbs	<a href="#">click for Drawing</a>	LIST	EACH
IPTSQ0906S-AL	Whole	Top & Bottom 5-1/2" x 5-1/2"			291.64	204.14
Load Bearing Plate					21.62	15.13
IPTSQ0806S-AL-WRAP	Split for Wrap	Split Shaft, Cap & Base			303.39	212.37
IPTSQ0806S-AL-PIL	Split for 1/2 Column	Each Half			181.07	126.75
7-1/2" x 7-1/2"			Loads up to 20,000lbs	<a href="#">click for Drawing</a>	LIST	EACH
IPTSQ0908S-AL	Whole	Top & Bottom 9" x 9"			395.74	277.02
Load Bearing Plate					28.32	19.82
IPTSQ0908S-AL-WRAP	Split for Wrap	Split Shaft, Cap & Base			407.49	285.24
IPTSQ0908S-AL-PIL	Split for 1/2 Column	Each Half			233.12	163.18
9" x 9"			Loads up to 15,000lbs	<a href="#">click for Drawing</a>	LIST	EACH
IPTSQ0909S-AL	Whole	Top & Bottom 9" x 9"			471.65	330.15
Load Bearing Plate					30.55	21.39
IPTSQ0909S-AL-WRAP	Split for Wrap	Split Shaft, Cap & Base			483.40	338.38
IPTSQ0909S-AL-PIL	Split for 1/2 Column	Each Half			271.07	189.75

### 10 Feet (3.657 meters)


5-1/2" x 5-1/2"			Loads up to 10,000lbs	<a href="#">click for Drawing</a>	LIST	EACH
IPTSQ1006S-AL	Whole	Top & Bottom 5-1/2" x 5-1/2"			313.02	219.11
Load Bearing Plate					24.62	15.13
IPTSQ1006S-AL-WRAP	Split for Wrap	Split Shaft, Cap & Base			324.77	227.34
IPTSQ1006S-AL-PIL	Split for 1/2 Column	Each Half			191.76	134.23
7-1/2" x 7-1/2"			Loads up to 20,000lbs	<a href="#">click for Drawing</a>	LIST	EACH
IPTSQ1008S-AL	Whole	Top & Bottom 9" x 9" (18.4cm)			425.47	297.83
Load Bearing Plate					28.32	19.82
IPTSQ1008S-AL-WRAP	Split for Wrap	Split Shaft, Cap & Base			437.22	306.05
IPTSQ1008S-AL-PIL	Split for 1/2 Column	Each Half			248.04	173.63
9" x 9"			Loads up to 15,000lbs	<a href="#">click for Drawing</a>	LIST	EACH
IPTSQ1009S-AL	Whole	Top & Bottom 9" x 9" (18.4cm)			508.19	355.73
Load Bearing Plate					30.55	21.39
IPTSQ1009S-AL-WRAP	Split for Wrap	Split Shaft, Cap & Base			519.94	363.96
IPTSQ1009S-AL-PIL	Split for 1/2 Column	Each Half			289.40	202.58



## 12 Feet


5-1/2" x 5-1/2"			Loads up to 10,000lbs	<a href="#">click for Drawing</a>	LIST	EACH
IPTSQ1206S-AL	Whole	Top & Bottom 5-1/2" x 5-1/2"			367.78	257.44
Load Bearing Plate					21.62	15.13
IPTSQ1206S-AL-WRAP	Split for Wrap	Split Shaft, Cap & Base			379.53	265.67
IPTSQ1206S-AL-PIL	Split for 1/2 Column	Each Half			219.44	153.40
7-1/2" x 7-1/2"			Loads up to 20,000lbs	<a href="#">click for Drawing</a>	LIST	EACH
IPTSQ1208S-AL	Whole	Top & Bottom 9" x 9"			481.75	337.23
Load Bearing Plate					28.32	19.82
IPTSQ1208S-AL-WRAP	Split for Wrap	Split Shaft, Cap & Base			493.50	345.45
IPTSQ1208S-AL-PIL	Split for 1/2 Column	Each Half			276.43	193.29
9" x 9"			Loads up to 15,000lbs	<a href="#">click for Drawing</a>	LIST	EACH
IPTSQ1209S-AL	Whole	Top & Bottom 9" x 9"			579.98	405.99
Load Bearing Plate					30.55	21.39
IPTSQ1209S-AL-WRAP	Split for Wrap	Split Shaft, Cap & Base			598.34	418.82
IPTSQ1209S-AL-PIL	Split for 1/2 Column	Each Half			334.76	234.33

## Element 13 Aluminum Square Fluted Columns with Capitals & Bases



Standard Colors

- <= Beige
- <= Gloss White
- <= Taupe



Upcharge Colors add 5%

- <= Linen
- <= Slate
- <= Black Matt
- <= Brown Matt

MADE IN USA

## 8 Feet

3" x 3"			Center Load up to 8,000lbs	<a href="#">click for Drawing</a>	LIST	EACH
IPTSQ0803F-AL	Whole	Top & Bottom Cap / Base call			78.26	54.78
Load Bearing Plate					21.62	15.13
4" x 4"			Center Load up to 8,000lbs	<a href="#">click for Drawing</a>	LIST	EACH
IPTSQ0804F-AL	Whole	Top & Bottom Cap/Base 5-5/8" x 5-5/8"			139.42	97.38
Load Bearing Plate					31.33	21.93
5-1/2" x 5-1/2"			Loads up to 10,000lbs	<a href="#">click for Drawing</a>	LIST	EACH
IPTSQ0806F-AL	Whole	Top & Bottom Cap/Base 8-1/2" x 8-1/2"			189.53	132.67
Load Bearing Plate					30.55	21.39
IPTSQ0806F-AL-WRAP	Split for Wrap	Split Shaft, Cap & Base			202.45	141.72
IPTSQ0806F-AL-PIL	Split for 1/2 Column				133.60	93.52
7-1/2" x 7-1/2"			Loads up to 24,000lbs	<a href="#">click for Drawing</a>	LIST	EACH
IPTSQ0808F-AL	Whole	Top & Bottom Cap/Base 10-1/2" x 10-1/2"			267.43	187.20
Load Bearing Plate					30.55	21.39
IPTSQ0808F-AL-WRAP	Split for Wrap	Split Shaft, Cap & Base			280.36	196.25
IPTSQ0808F-AL-PIL	Split for 1/2 Column				172.64	120.83
10" x 10"			Loads up to 26,000lbs	<a href="#">click for Drawing</a>	LIST	EACH
IPTSQ0810F-AL	Whole	Top & Bottom Cap/Base 10-1/2" x 10-1/2"			421.42	294.78
Load Bearing Plate					30.55	21.39
IPTSQ0810F-AL-WRAP	Split for Wrap	Split Shaft, Cap & Base			460.04	322.01
IPTSQ0810F-AL-PIL	Split for 1/2 Column				249.45	174.62
11-15/16" x 11-15/16"			Loads up to 26,000lbs	<a href="#">click for Drawing</a>	LIST	EACH
IPTSQ0812F-AL	Whole	Top & Bottom Cap/Base 15-1/8" x 15-1/8"			660.94	462.66
Load Bearing Plate					30.55	21.39
IPTSQ0812F-AL-WRAP	Split for Wrap	Split Shaft, Cap & Base			699.83	489.88
IPTSQ0812F-AL-PIL	Split for 1/2 Column				369.30	258.51



### 9 Feet (2.73 meters)

3" x 3"		Center Load up to 8,000lbs	<a href="#">click for Drawing</a>	LIST	EACH
IPTSQ0903F-AL	Whole	Top & Bottom Cap / Base call		88.13	61.69
Load Bearing Plate				21.62	15.13
4" x 4"		Center Load up to 8,000lbs	<a href="#">click for Drawing</a>	LIST	EACH
IPTSQ0904F-AL	Whole	Top & Bottom Cap/Base 5-5/8" x 5-5/8"		154.54	108.16
Load Bearing Plate				30.55	21.39
5-1/2" x 5-1/2"		Loads up to 10,000lbs	<a href="#">click for Drawing</a>	LIST	EACH
IPTSQ0906F-AL	Whole	Top & Bottom Cap/Base 8-1/2" x 8-1/2"		220.55	154.38
Load Bearing Plate				30.55	21.39
IPTSQ0906F-AL-WRAP	Split for Wrap	Split Shaft, Cap & Base		233.47	163.43
IPTSQ0906F-AL-PIL	Split for 1/2 Column			149.11	104.38
7-1/2" x 7-1/2"		Loads up to 24,000lbs	<a href="#">click for Drawing</a>	LIST	EACH
IPTSQ0908F-AL	Whole	Top & Bottom Cap/Base 10-1/2" x 10-1/2"		301.15	210.81
Load Bearing Plate				30.55	21.39
IPTSQ0908F-AL-WRAP	Split for Wrap	Split Shaft, Cap & Base		314.08	219.85
IPTSQ0908F-AL-PIL	Split for 1/2 Column			189.41	132.59
10" x 10"		Loads up to 26,000lbs	<a href="#">click for Drawing</a>	LIST	EACH
IPTSQ0910F-AL	Whole	Top & Bottom Cap/Base 10-1/2" x 10-1/2"		501.49	351.04
Load Bearing Plate				30.55	21.39
IPTSQ0910F-AL-WRAP	Split for Wrap	Split Shaft, Cap & Base		540.27	378.19
IPTSQ0910F-AL-PIL	Split for 1/2 Column			289.64	202.75
11-15/16" x 11-15/16"		Loads up to 26,000lbs	<a href="#">click for Drawing</a>	LIST	EACH
IPTSQ0912F-AL	Whole	Top & Bottom Cap/Base 15-1/8" x 15-1/8"		727.56	509.29
Load Bearing Plate				30.55	21.39
IPTSQ0912F-AL-WRAP	Split for Wrap	Split Shaft, Cap & Base		766.45	536.52
IPTSQ0912F-AL-PIL	Split for 1/2 Column			402.67	281.87

### 10 Feet (3.048 meters)

4" x 4" (10 x 10cm)		Center Load up to 8,000lbs	<a href="#">click for Drawing</a>	LIST	EACH
IPTSQ1004F-AL	Whole	Top & Bottom Cap/Base 5-5/8" x 5-5/8"		169.55	118.69
Load Bearing Plate				30.55	21.39
5-1/2" x 5-1/2" (13.9cm)		Loads up to 10,000lbs	<a href="#">click for Drawing</a>	LIST	EACH
IPTSQ1006F-AL	Whole	Top & Bottom Cap/Base 8-1/2" x 8-1/2"		239.35	167.54
Load Bearing Plate				30.55	21.39
IPTSQ1006F-AL-WRAP	Split for Wrap	Split Shaft, Cap & Base		252.27	176.59
IPTSQ1006F-AL-PIL	Split for 1/2 Column			158.51	110.96
7-1/2" x 7-1/2" (19cm)		Loads up to 24,000lbs	<a href="#">click for Drawing</a>	LIST	EACH
IPTSQ1008F-AL	Whole	Top & Bottom Cap/Base 10-1/2" x 10-1/2"		355.50	266.63
Load Bearing Plate				32.50	24.38
IPTSQ1008F-AL-WRAP	Split for Wrap	Split Shaft, Cap & Base		369.25	276.94
IPTSQ1008F-AL-PIL	Split for 1/2 Column			219.13	164.34
10" x 10" (25.4 x 25.4cm)		Loads up to 26,000lbs	<a href="#">click for Drawing</a>	LIST	EACH
IPTSQ1010F-AL	Whole	Top & Bottom Cap/Base 10-1/2" x 10-1/2"		524.64	367.25
Load Bearing Plate				30.55	21.39
IPTSQ1010F-AL-WRAP	Split for Wrap	Split Shaft, Cap & Base		563.41	394.39
IPTSQ1010F-AL-PIL	Split for 1/2 Column			301.15	210.81
11-15/16" x 11-15/16" (30.3cm)		Loads up to 26,000lbs	<a href="#">click for Drawing</a>	LIST	EACH
IPTSQ1012F-AL	Whole	Top & Bottom Cap/Base 15-1/8" x 15-1/8"		793.83	555.68
Load Bearing Plate				30.55	21.39
IPTSQ1012F-AL-WRAP	Split for Wrap	Split Shaft, Cap & Base		832.72	582.91
IPTSQ1012F-AL-PIL	Split for 1/2 Column			435.81	305.07



## 12 Feet

7-1/2" x 7-1/2"		Loads up to 24,000lbs	<a href="#">click for Drawing</a>	LIST	EACH
IPTSQ1208F-AL	Whole	Top & Bottom Cap/Base 10-1/2" x 10-1/2"		421.12	294.78
Load Bearing Plate				30.55	21.39
IPTSQ1208F-AL-WRAP	Split for Wrap	Split Shaft, Cap & Base		460.04	322.01
IPTSQ1208F-AL-PIL	Split for 1/2 Column			249.45	174.62
10" x 10"		Loads up to 26,000lbs	<a href="#">click for Drawing</a>	LIST	EACH
IPTSQ1210F-AL	Whole	Top & Bottom Cap/Base 10-1/2" x 10-1/2"		609.83	426.88
Load Bearing Plate				30.55	21.39
IPTSQ1210F-AL-WRAP	Split for Wrap	Split Shaft, Cap & Base		648.72	454.10
IPTSQ1210F-AL-PIL	Split for 1/2 Column			343.84	240.66
11-15/16" x 11-15/16"		Loads up to 26,000lbs	<a href="#">click for Drawing</a>	LIST	EACH
IPTSQ1212F-AL	Whole	Top & Bottom Cap/Base 15-1/8" x 15-1/8"		942.23	659.56
Load Bearing Plate				30.55	21.39
IPTSQ1212F-AL-WRAP	Split for Wrap	Split Shaft, Cap & Base		981.13	686.79
IPTSQ1212F-AL-PIL	Split for 1/2 Column			509.95	356.97

## 16 Feet

11-15/16" x 11-15/16"		Loads up to 26,000lbs	<a href="#">click for Drawing</a>	LIST	EACH
IPTSQ1612F-AL	Whole	Top & Bottom Cap/Base 15-1/8" x 15-1/8"		1229.17	860.42
Load Bearing Plate				30.55	21.39
IPTSQ1612F-AL-WRAP	Split for Wrap	Split Shaft, Cap & Base		1268.06	887.64
IPTSQ1612F-AL-PIL	Split for 1/2 Column			653.42	457.39