



Doric Smooth

3 Feet (91.44cm)



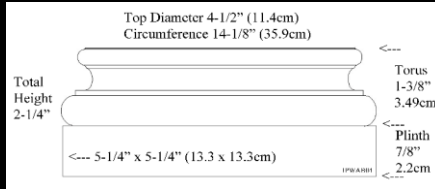
Specify this size for Kitchen Islands and Bars for Half Columns for Cabinetry Décor

Best Material:
for custom Sizes select 24 Hardwoods

IPC304P-DCAB	3 Feet 4" Tapered		
Interior Hardwood	List	Each	6 +
Poplar (Paint Grade)	255.62	191.72	153.37
Maple, Bass, Ash, Yellow Birch	434.56	325.92	260.74
Sap Maple	472.90	354.68	283.74
Beech	452.45	339.34	271.47
Alder	495.91	371.93	386.81
Red Oak, African Mahogany	581.54	436.16	297.55
Cherry	639.06	479.29	383.43
Exterior Hardwood			
White Oak, White Pine, Cedar	524.03	393.02	314.42
Knotty Pine	319.53	239.65	191.72
Clear Pine	434.56	325.92	260.74

ITEM D3-1

[click for Drawing / Order Form](#)



[click for Custom Smooth HW Form](#)



Total Height
3 Feet (36") (91.4cm)

Smooth Tapered
Decorative Solid

Top of Shaft
O/D 3" (7.62cm)
I/D Solid

Bottom of Shaft
O/D 4" (10cm)

Options:

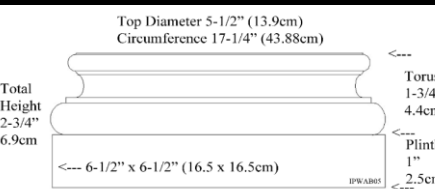
Split in Half / Wedged
Inside or Outside Corners

IPC304P-TCTB

IPC305P-DCAB	3 Feet 5" Tapered		
Interior Hardwood	List	Each	6 +
Poplar (Paint Grade)	174.60	130.95	104.76
Maple, Bass, Ash, Yellow Birch	296.81	222.61	178.09
Sap Maple	323.00	242.25	193.80
Beech	309.03	231.78	185.42
Alder	338.72	254.04	264.20
Red Oak, African Mahogany	397.20	297.90	203.23
Cherry	436.49	327.37	261.89
Exterior Hardwood			
White Oak, White Pine, Cedar	357.92	268.44	214.75
Knotty Pine	218.24	163.68	130.95
Clear Pine	296.81	222.61	178.09

ITEM D3-2

[click for Drawing / Order Form](#)



[click for Custom Smooth HW Form](#)



Total Height
3 Feet (36") (91.4cm)

Smooth Tapered
Decorative Solid

Top of Shaft
O/D 4" (10cm)
I/D 1" (2.54cm)

Bottom of Shaft
O/D 5" (12.7cm)

Options:

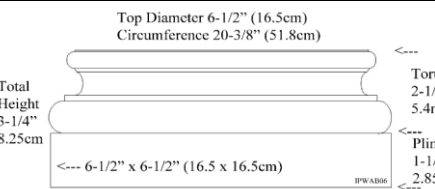
Split in Half / Wedged
Inside or Outside Corners

IPC305P-TCTB

IPC306P-DCAB	3 Feet 6" Tapered		
Interior Hardwood	List	Each	6 +
Poplar (Paint Grade)	352.08	264.06	211.25
Maple, Bass, Ash, Yellow Birch	598.54	448.91	359.13
Sap Maple	651.36	488.52	390.81
Beech	623.19	467.39	373.91
Alder	683.04	512.28	532.77
Red Oak, African Mahogany	800.99	600.74	409.83
Cherry	880.21	660.16	528.13
Exterior Hardwood			
White Oak, White Pine, Cedar	721.77	541.33	433.06
Knotty Pine	440.11	330.08	264.06
Clear Pine	598.54	448.91	359.13

ITEM D3-3

[click for Drawing / Order Form](#)



[click for Custom Smooth HW Form](#)



Total Height
3 Feet (36") (91.4cm)

Smooth Tapered
Decorative Solid

Top of Shaft
O/D 5" (12.7cm)
I/D 2" (5cm)

Bottom of Shaft
O/D 6" (15.24cm)

Options:

Split in Half / Wedged
Inside or Outside Corners

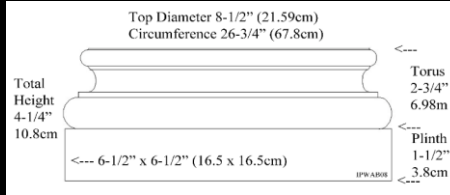
IPC306P-TCTB



IPC308P-DCAB		3 Feet 8" Tapered		
Interior Hardwood	List	Each	6 +	
Poplar (Paint Grade)	466.87	350.16	280.12	
Maple, Bass, Ash, Yellow Birch	793.69	595.26	476.21	
Sap Maple	863.72	647.79	518.23	
Beech	826.37	619.78	495.82	
Alder	905.74	679.30	706.47	
Red Oak, African Mahogany	1062.14	796.60	543.44	
Cherry	1167.18	875.39	700.31	
Exterior Hardwood				
White Oak, White Pine, Cedar	957.09	717.82	574.25	
Knotty Pine	583.59	437.69	350.16	
Clear Pine	793.69	595.26	476.21	

ITEM D3-4

[click for Drawing / Order Form](#)



[click for Custom Smooth HW Form](#)

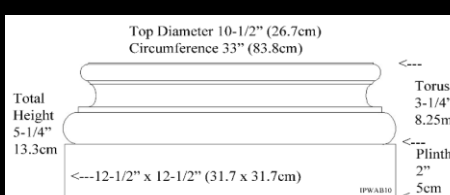


Total Height
3 Feet (36") (91.4cm)
Smooth Tapered
Decorative Solid
Top of Shaft
O/D 7" (17.78cm)
I/D 5" (12.7cm)
Bottom of Shaft
O/D 8" (20.32cm)
Options:
Split in Half / Wedged
Inside or Outside Corners
IPC308P-TCTB

IPC310P-DCAB		3 Feet 10" Tapered		
Interior Hardwood	List	Each	6 +	
Poplar (Paint Grade)	567.19	425.40	340.32	
Maple, Bass, Ash, Yellow Birch	964.23	723.17	578.54	
Sap Maple	1049.31	786.98	629.59	
Beech	1003.93	752.95	602.36	
Alder	1100.36	825.27	660.21	
Red Oak, African Mahogany	992.59	744.44	595.55	
Cherry	1417.98	1063.49	850.79	
Exterior Hardwood				
White Oak, White Pine, Cedar	1162.75	872.06	697.65	
Knotty Pine	708.99	531.74	425.40	
Clear Pine	964.23	723.17	578.54	

ITEM D3-5

[click for Drawing / Order Form](#)



[click for Custom Smooth HW Form](#)



Total Height
3 Feet (36") (91.4cm)
Smooth Tapered
Decorative Solid
Top of Shaft
O/D 9" (22.86cm)
I/D 6" (15.2cm)
Bottom of Shaft
O/D 10" (25.4cm)
Options:
Split in Half / Wedged
Inside or Outside Corners
IPC310P-TCTB

Doric Smooth 4 Feet (1.22m)

Specify this size for Kitchen Islands and Bars for Half Columns for Cabinetry Décor

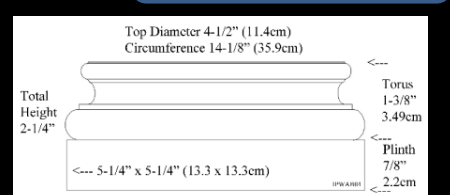
Best Material:
for custom Sizes select 24 Hardwoods



IPC404P-DCAB		4 Feet 4" Tapered		
Interior Hardwood	List	Each	6 +	
Poplar (Paint Grade)	279.74	209.80	167.84	
Maple, Bass, Ash, Yellow Birch	475.56	356.67	285.33	
Sap Maple	517.52	388.14	310.51	
Beech	495.14	371.35	297.08	
Alder	542.69	407.02	423.30	
Red Oak, African Mahogany	636.41	477.30	325.62	
Cherry	699.35	524.51	419.61	
Exterior Hardwood				
White Oak, White Pine, Cedar	573.46	430.10	344.08	
Knotty Pine	349.67	262.25	209.80	
Clear Pine	475.56	356.67	285.33	

ITEM D4-1

[click for Drawing / Order Form](#)



[click for Custom Smooth HW Form](#)

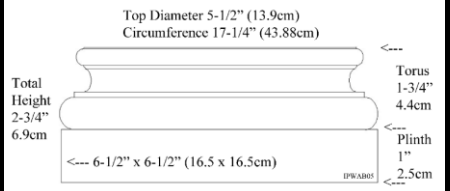


Total Height
4 Feet (48") (1.219m)
Smooth Tapered
Decorative Solid
Top of Shaft
O/D 3" (7.62cm)
I/D Solid
Bottom of Shaft
O/D 4" (10cm)
Options:
Split in Half / Wedged
Inside or Outside Corners
IPC404P-TCTB



IPC405P-DCAB		4 Feet 5" Tapered		
Interior Hardwood	List	Each	6 +	
Poplar (Paint Grade)	174.60	130.95	104.76	
Maple, Bass, Ash, Yellow Birch	296.81	222.61	178.09	
Sap Maple	323.00	242.25	193.80	
Beech	309.03	231.78	185.42	
Alder	338.72	254.04	264.20	
Red Oak, African Mahogany	397.20	297.90	203.23	
Cherry	436.49	327.37	261.89	
Exterior Hardwood				
White Oak, White Pine, Cedar	357.92	268.44	214.75	
Knotty Pine	218.24	163.68	130.95	
Clear Pine	296.81	222.61	178.09	

ITEM D4-2 [click for Drawing / Order Form](#)



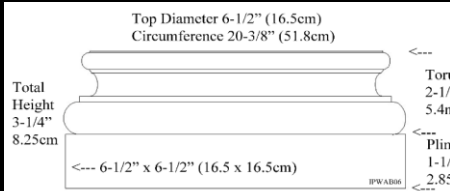
[click for Custom Smooth HW Form](#)

Half Wedged Wall Wrap Inside Corner Engaged

Total Height 4 Feet (48") (1.219m)
 Smooth Tapered Decorative Solid
 Top of Shaft O/D 4" (10cm) I/D 1" (2.54cm)
 Bottom of Shaft O/D 5" (12.7cm)
 Options:
 Split in Half / Wedged Inside or Outside Corners
 IPC405P-TCTB

IPC406P-DCAB		4 Feet 6" Tapered		
Interior Hardwood	List	Each	6 +	
Poplar (Paint Grade)	376.20	282.15	225.72	
Maple, Bass, Ash, Yellow Birch	639.54	479.66	383.72	
Sap Maple	695.97	521.98	417.58	
Beech	665.87	499.41	399.52	
Alder	729.83	547.37	569.27	
Red Oak, African Mahogany	855.86	641.89	437.90	
Cherry	940.50	705.38	564.30	
Exterior Hardwood				
White Oak, White Pine, Cedar	771.24	578.41	462.73	
Knotty Pine	470.25	352.69	282.15	
Clear Pine	639.54	479.66	383.72	

ITEM D4-3 [click for Drawing / Order Form](#)



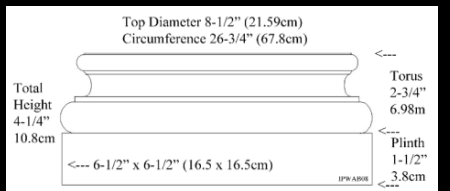
[click for Custom Smooth HW Form](#)

Half Wedged Wall Wrap Inside Corner Engaged

Total Height 4 Feet (48") (1.219m)
 Smooth Tapered Decorative Solid
 Top of Shaft O/D 5" (12.7cm) I/D 2" (5cm)
 Bottom of Shaft O/D 6" (15.24cm)
 Options:
 Split in Half / Wedged Inside or Outside Corners
 IPC406P-TCTB

IPC408P-DCAB		4 Feet 8" Tapered		
Interior Hardwood	List	Each	6 +	
Poplar (Paint Grade)	486.17	364.62	291.70	
Maple, Bass, Ash, Yellow Birch	826.48	619.86	495.89	
Sap Maple	899.41	674.56	539.64	
Beech	860.51	645.39	516.31	
Alder	943.16	707.37	735.67	
Red Oak, African Mahogany	1106.03	829.52	565.90	
Cherry	1215.42	911.56	729.25	
Exterior Hardwood				
White Oak, White Pine, Cedar	996.64	747.48	597.98	
Knotty Pine	607.71	455.78	364.62	
Clear Pine	826.48	619.86	495.89	

ITEM D4-4 [click for Drawing / Order Form](#)



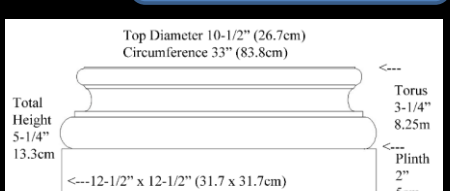
[click for Custom Smooth HW Form](#)

Half Wedged Wall Wrap Inside Corner Engaged

Total Height 4 Feet (48") (1.219m)
 Smooth Tapered Decorative Solid
 Top of Shaft O/D 7" (17.78cm) I/D 5" (12.7cm)
 Bottom of Shaft O/D 8" (20.32cm)
 Options:
 Split in Half / Wedged Inside or Outside Corners
 IPC408P-TCTB

IPC410P-DCAB		4 Feet 10" Tapered		
Interior Hardwood	List	Each	6 +	
Poplar (Paint Grade)	625.07	468.80	375.04	
Maple, Bass, Ash, Yellow Birch	1062.62	796.97	637.57	
Sap Maple	1156.38	867.29	693.83	
Beech	1106.38	829.78	663.83	
Alder	1212.64	909.48	727.58	
Red Oak, African Mahogany	1093.87	820.41	656.32	
Cherry	1562.68	1172.01	937.61	
Exterior Hardwood				
White Oak, White Pine, Cedar	1281.40	961.05	768.84	
Knotty Pine	781.34	586.00	468.80	
Clear Pine	1062.62	796.97	637.57	

ITEM D4-5 [click for Drawing / Order Form](#)



[click for Custom Smooth HW Form](#)

Half Wedged Wall Wrap Inside Corner Engaged

Total Height 4 Feet (48") (1.219m)
 Smooth Tapered Decorative Solid
 Top of Shaft O/D 9" (22.86cm) I/D 6" (15.2cm)
 Bottom of Shaft O/D 10" (25.4cm)
 Options:
 Split in Half / Wedged Inside or Outside Corners
 IPC410P-TCTB



Tuscan Smooth 5 Feet (1.524m)

Specify for Post Wraps around load bearing supports or stand alone columns as room dividers & entrances

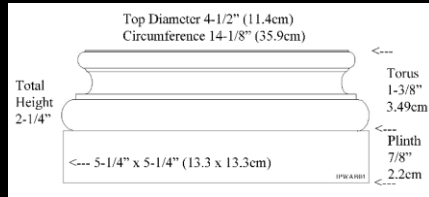
Best Material for Exteriors:

Load Bearing PolyComp™, FiberComp™ or Solid Core White Oak
Decorative: ArchPolymer™, 24 Hardwoods, Composites



IPC504P-DCAB	5 Feet 4" Tapered		
Interior Hardwood	List	Each	6 +
Poplar (Paint Grade)	318.32	238.74	190.99
Maple, Bass, Ash, Yellow Birch	541.15	405.86	324.69
Sap Maple	588.90	441.67	353.34
Beech	563.43	422.57	338.06
Alder	617.55	463.16	481.69
Red Oak, African Mahogany	724.19	543.14	370.53
Cherry	795.84	596.86	477.48
Exterior Hardwood			
White Oak, White Pine, Cedar	652.56	489.42	391.54
Knotty Pine	397.90	298.43	238.74
Clear Pine	541.15	405.86	324.69

ITEM D5-1 [click for Drawing / Order Form](#)



[click for Custom Smooth HW Form](#)

Half Wedged Wall Wrap Inside Corner Engaged

Total Height 5 Feet (60") (1.524m)
Smooth Tapered
Decorative Solid

Top of Shaft O/D 3" (7.62cm)
I/D Solid

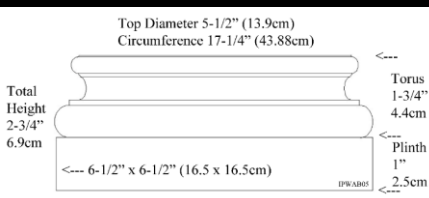
Bottom of Shaft O/D 4" (10cm)

Options:
Split in Half / Wedged
Inside or Outside Corners

IPC504P-TCTB

IPC505P-DCAB	5 Feet 5" Tapered		
Interior Hardwood	List	Each	6 +
Poplar (Paint Grade)	174.60	130.95	104.76
Maple, Bass, Ash, Yellow Birch	296.81	222.61	178.09
Sap Maple	323.00	242.25	193.80
Beech	309.03	231.78	185.42
Alder	338.72	254.04	264.20
Red Oak, African Mahogany	397.20	297.90	203.23
Cherry	436.49	327.37	261.89
Exterior Hardwood			
White Oak, White Pine, Cedar	357.92	268.44	214.75
Knotty Pine	218.24	163.68	130.95
Clear Pine	296.81	222.61	178.09

ITEM D5-2 [click for Drawing / Order Form](#)



[click for Custom Smooth HW Form](#)

Half Wedged Wall Wrap Inside Corner Engaged

Total Height 5 Feet (60") (1.524m)
Smooth Tapered
Decorative Solid

Top of Shaft O/D 4" (10cm)
I/D 1" (2.54cm)

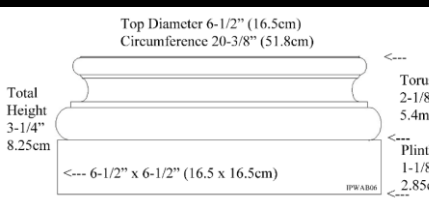
Bottom of Shaft O/D 5" (12.7cm)

Options:
Split in Half / Wedged
Inside or Outside Corners

IPC505P-TCTB

IPC506P-DCAB	5 Feet 6" Tapered		
Interior Hardwood	List	Each	6 +
Poplar (Paint Grade)	472.66	354.50	283.60
Maple, Bass, Ash, Yellow Birch	803.52	602.64	482.11
Sap Maple	874.42	655.82	524.65
Beech	836.64	627.46	501.97
Alder	916.96	687.72	715.23
Red Oak, African Mahogany	1075.31	806.48	550.18
Cherry	1181.65	886.24	708.99
Exterior Hardwood			
White Oak, White Pine, Cedar	968.96	726.72	581.37
Knotty Pine	590.83	443.12	354.50
Clear Pine	803.52	602.64	482.11

ITEM D5-3 [click for Drawing / Order Form](#)



[click for Custom Smooth HW Form](#)

Half Wedged Wall Wrap Inside Corner Engaged

Total Height 5 Feet (60") (1.524m)
Smooth Tapered
Decorative Solid

Top of Shaft O/D 5" (12.7cm)
I/D 2" (5cm)

Bottom of Shaft O/D 6" (15.24cm)

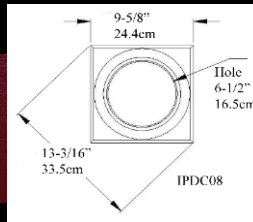
Options:
Split in Half / Wedged
Inside or Outside Corners

IPC506P-TCTB



IPTUS0508S-DCAB		5 Feet 7-5/8" Tapered		
FRP-FiberComp™		List	Each	6 +
Whole	375.59	281.69	225.36	
Split for Post Wrap	491.79	368.84	295.07	
Split in Half (Pilaster)	491.79	368.84	295.07	
Cut to Height	40.72	30.54	24.43	
Split Kit	100.04	75.03	60.02	

ITEM D5-4



Total Height
5 Feet (60") (1.524m)
Smooth Tapered
Centered Load 10,000lbs

Top of Shaft
O/D 6-1/4" (15.8cm)
I/D 5" (12.7cm)

Bottom of Shaft
O/D 7-5/8" (19.3cm)

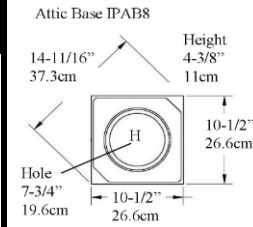
Options:

Split in Half / Wedged
Inside or Outside Corners

IPTUS0508S-DCAB

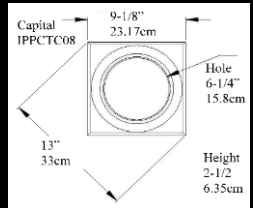
Custom Doric PDF Form
Composite

click for
Drawing/Order Form



IPPC0508S-ABDC		5 Feet 7-5/8" Tapered		
FRP-PolyComp™		List	Each	6 +
Whole	339.13	254.35	203.48	
Split in Half (Pilaster)	375.96	281.97	225.57	
Whole White Painted	479.27	359.45	287.56	
Split in Half White Painted	516.12	387.09	309.67	

ITEM D5-5



Total Height
5 Feet (60") (1.524m)
Smooth Tapered
Centered Load 10,000lbs

Top of Shaft
O/D 6-1/8" (15.5cm)
I/D 5-3/8" (13.6cm)

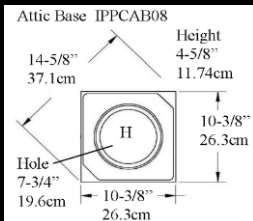
Bottom of Shaft
O/D 7-5/8" (19.3cm)

Options:

Split in Half / Wedged
Inside or Outside Corners

IPPC0508S-ABDC

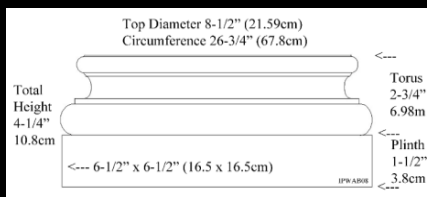
click for
Drawing / Order Form



IPC508P-DCAB		5 Feet 8" Tapered		
Interior Hardwood		List	Each	6 +
Poplar (Paint Grade)	524.75	393.56	314.85	
Maple, Bass, Ash, Yellow Birch	892.08	669.06	535.25	
Sap Maple	970.79	728.09	582.47	
Beech	928.81	696.61	557.29	
Alder	1018.02	763.51	794.05	
Red Oak, African Mahogany	1193.81	895.36	610.81	
Cherry	1311.88	983.91	787.13	
Exterior Hardwood				
White Oak, White Pine, Cedar	1075.74	806.80	645.44	
Knotty Pine	655.94	491.95	393.56	
Clear Pine	892.08	669.06	535.25	

ITEM D5-6

click for
Drawing / Order Form



click for Custom Smooth HW Form



Total Height
5 Feet (60") (1.524m)
Smooth Tapered
Centered Load 10,000lbs

Top of Shaft
O/D 6-1/4" (15.8cm)
I/D 5" (12.7cm)

Bottom of Shaft
O/D 7-5/8" (19.3cm)

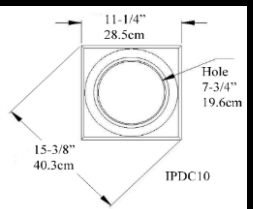
Options:

Split in Half / Wedged
Inside or Outside Corners

IPC508P-DCAB

IPTUS0510S-DCAB		5 Feet 9-5/8" Tapered		
FRP-FiberComp™		List	Each	6 +
Whole	475.23	356.42	285.14	
Split for Post Wrap	591.42	443.56	354.85	
Split in Half (Pilaster)	591.42	443.56	354.85	
Cut to Height	40.72	30.54	24.43	
Split Kit	100.04	75.03	60.02	

ITEM D5-7



Total Height
5 Feet (60") (1.524m)
Smooth Tapered
Centered Load 14,000lbs

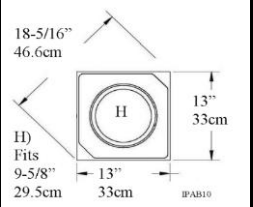
Top of Shaft
O/D 6-1/4" (15.8cm)
I/D 5" (12.7cm)

Bottom of Shaft
O/D 9-5/8" (24.4cm)

Options:

Split in Half / Wedged
Inside or Outside Corners

IPTUS0510S-DCAB



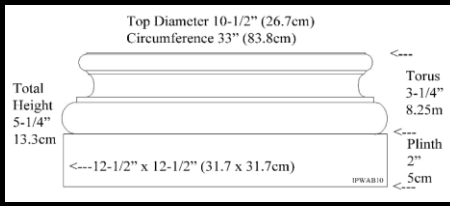
Custom Doric PDF Form
Composite

click for
Drawing/Order Form



IPC510P-DCAB		5 Feet 10" Tapered		
Interior Hardwood	List	Each	6 +	
Poplar (Paint Grade)	692.59	519.45	415.56	
Maple, Bass, Ash, Yellow Birch	1177.41	883.06	706.45	
Sap Maple	1281.30	960.97	768.78	
Beech	1225.89	919.42	735.53	
Alder	1343.63	1007.72	806.18	
Red Oak, African Mahogany	1212.04	909.03	727.22	
Cherry	1731.48	1298.61	1038.89	
Exterior Hardwood				
White Oak, White Pine, Cedar	1419.82	1064.86	851.89	
Knotty Pine	865.74	649.31	519.45	
Clear Pine	1177.41	883.06	706.45	

ITEM D5-8 [click for Drawing / Order Form](#)



[click for Custom Smooth HW Form](#)

Half Wedged Wall Wrap Inside Corner Engaged

Total Height 5 Feet (60") (1.524m)
 Smooth Tapered Decorative Solid
 Top of Shaft O/D 9" (22.86cm)
 I/D 6" (15.2cm)
 Bottom of Shaft O/D 10" (25.4cm)
 Options:
 Split in Half / Wedged Inside or Outside Corners
 IPC510P-TCTB

Doric Smooth 6 Feet (1.82 m)

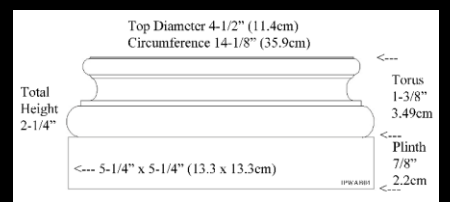
Specify for Post Wraps around load bearing supports or stand alone columns as room dividers & entrances

Best Material for Exteriors:
 Load Bearing PolyComp™, FiberComp™ or Solid Core White Oak
 Decorative: ArchPolymer™, 24 Hardwoods, Composites



IPC604P-DCAB		6 Feet 4" Tapered		
Interior Hardwood	List	Each	6 +	
Poplar (Paint Grade)	356.91	267.68	214.14	
Maple, Bass, Ash, Yellow Birch	606.74	455.06	364.05	
Sap Maple	660.28	495.21	396.17	
Beech	631.73	473.79	379.04	
Alder	692.40	519.30	540.07	
Red Oak, African Mahogany	811.97	608.97	415.44	
Cherry	892.27	669.20	535.36	
Exterior Hardwood				
White Oak, White Pine, Cedar	731.66	548.75	439.00	
Knotty Pine	446.13	334.60	267.68	
Clear Pine	606.74	455.06	364.05	

ITEM D6-1 [click for Drawing / Order Form](#)



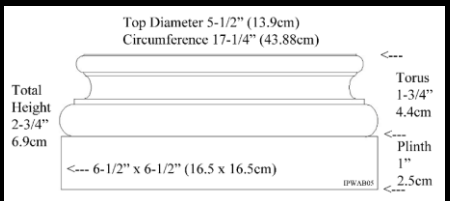
[click for Custom Smooth HW Form](#)

Half Wedged Wall Wrap Inside Corner Engaged

Total Height 6 Feet (72") (1.828m)
 Smooth Tapered Decorative Solid
 Top of Shaft O/D 3" (7.62cm)
 I/D Solid
 Bottom of Shaft O/D 4" (10cm)
 Options:
 Split in Half / Wedged Inside or Outside Corners
 IPC604P-TCTB

IPC605P-DCAB		6 Feet 5" Tapered		
Interior Hardwood	List	Each	6 +	
Poplar (Paint Grade)	174.60	130.95	104.76	
Maple, Bass, Ash, Yellow Birch	296.81	222.61	178.09	
Sap Maple	323.00	242.25	193.80	
Beech	309.03	231.78	185.42	
Alder	338.72	254.04	264.20	
Red Oak, African Mahogany	397.20	297.90	203.23	
Cherry	436.49	327.37	261.89	
Exterior Hardwood				
White Oak, White Pine, Cedar	357.92	268.44	214.75	
Knotty Pine	218.24	163.68	130.95	
Clear Pine	296.81	222.61	178.09	

ITEM D6-2 [click for Drawing / Order Form](#)



[click for Custom Smooth HW Form](#)

Half Wedged Wall Wrap Inside Corner Engaged

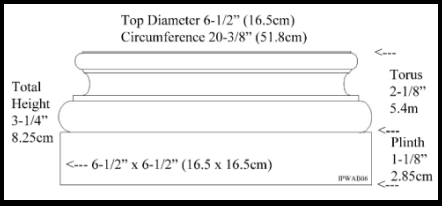
Total Height 6 Feet (72") (1.828m)
 Smooth Tapered Decorative Solid
 Top of Shaft O/D 4" (10cm)
 I/D 1" (2.54cm)
 Bottom of Shaft O/D 5" (12.7cm)
 Options:
 Split in Half / Wedged Inside or Outside Corners
 IPC605P-TCTB



IPC606P-DCAB	6 Feet 6" Tapered		
Interior Hardwood	List	Each	6 +
Poplar (Paint Grade)	501.60	376.20	300.96
Maple, Bass, Ash, Yellow Birch	852.72	639.54	511.63
Sap Maple	927.96	695.97	556.78
Beech	887.83	665.87	532.70
Alder	973.10	729.83	759.02
Red Oak, African Mahogany	1141.14	855.86	583.86
Cherry	1254.00	940.50	752.40
Exterior Hardwood			
White Oak, White Pine, Cedar	1028.28	771.21	616.97
Knotty Pine	627.00	470.25	376.20
Clear Pine	852.72	639.54	511.63

ITEM D6-3

[click for Drawing / Order Form](#)



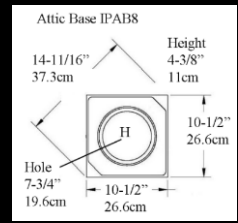
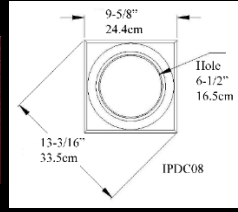
[click for Custom Smooth HW Form](#)



Total Height 6 Feet (72") (1.828m)
 Smooth Tapered Decorative Solid
 Top of Shaft O/D 5" (12.7cm)
 I/D 2" (5cm)
 Bottom of Shaft O/D 6" (15.24cm)
 Options:
 Split in Half / Wedged Inside or Outside Corners
 IPC606P-TCTB

IPTUS0608S-DCAB	6 Feet 7-5/8" Tapered		
FRP-FiberComp™	List	Each	6 +
Whole	406.27	304.70	243.76
Split for Post Wrap	522.46	391.85	313.48
Split in Half (Pilaster)	522.46	391.85	313.48
Cut to Height	40.72	30.54	24.43
Split Kit	100.04	75.03	60.02

ITEM D6-4



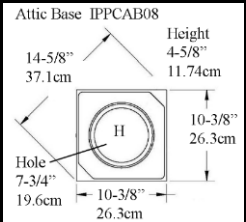
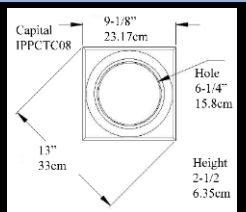
Total Height 6 Feet (72") (1.828m)
 Smooth Tapered Centered Load 10,000lbs
 Top of Shaft O/D 6-1/4" (15.8cm)
 I/D 5" (12.7cm)
 Bottom of Shaft O/D 7-5/8" (19.3cm)
 Options:
 Split in Half / Wedged Inside or Outside Corners
 IPTUS0608S-DCAB

[Custom Doric PDF Form Composite](#)

[click for Drawing/Order Form](#)

IPPC0608S-ABDC	6 Feet 7-5/8" Tapered		
FRP-PolyComp™	List	Each	6 +
Whole	359.70	269.78	215.82
Split in Half (Pilaster)	396.53	297.40	237.92
Whole White Painted	527.85	395.88	316.71
Split in Half White Painted	564.70	423.52	338.82

ITEM D6-5



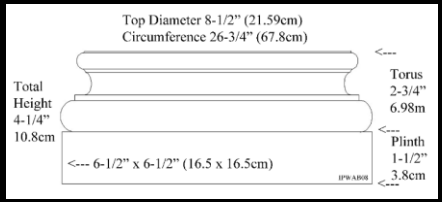
Total Height 6 Feet (72") (1.828m)
 Smooth Tapered Centered Load 10,000lbs
 Top of Shaft O/D 6-1/8" (15.5cm)
 I/D 5-3/8" (13.6cm)
 Bottom of Shaft O/D 7-5/8" (19.3cm)
 Options:
 Split in Half / Wedged Inside or Outside Corners
 IPPC0608S-ABDC

[click for Drawing / Order Form](#)

IPC608P-DCAB	6 Feet 8" Tapered		
Interior Hardwood	List	Each	6 +
Poplar (Paint Grade)	563.34	422.50	338.00
Maple, Bass, Ash, Yellow Birch	957.67	718.25	574.60
Sap Maple	1042.17	781.63	625.30
Beech	997.10	747.83	598.26
Alder	1092.87	819.65	852.44
Red Oak, African Mahogany	1281.59	961.19	655.72
Cherry	1408.34	1056.25	845.00
Exterior Hardwood			
White Oak, White Pine, Cedar	1154.84	866.13	692.90
Knotty Pine	704.17	528.13	422.50
Clear Pine	957.67	718.25	574.60

ITEM D6-6

[click for Drawing / Order Form](#)



[click for Custom Smooth HW Form](#)

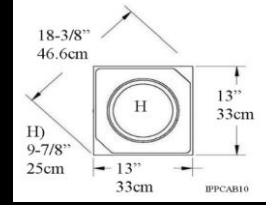
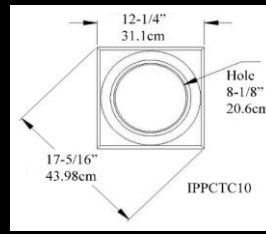


Total Height 6 Feet (72") (1.828m)
 Smooth Tapered Decorative Solid
 Top of Shaft O/D 7" (17.78cm)
 I/D 5" (12.7cm)
 Bottom of Shaft O/D 8" (20.32cm)
 Options:
 Split in Half / Wedged Inside or Outside Corners
 IPC608P-TCTB



IPPC0610S-ABDC	6 Feet 9-5/8" Tapered		
FRP-PolyComp™	List	Each	6 +
Whole	487.34	365.51	292.41
Split in Half (Pilaster)	538.16	403.62	322.90
Whole White Painted	715.02	536.27	429.01
Split in Half White Painted	765.84	574.38	459.51

ITEM D6-7

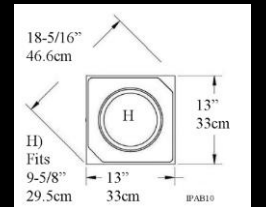
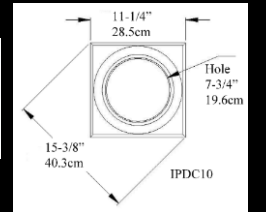


Total Height
6 Feet (72") (1.828m)
Smooth Tapered
Centered Load 10,000lbs
Top of Shaft
O/D 8" (20.3cm)
I/D 7-1/4" (18.4cm)
Bottom of Shaft
O/D 9-5/8" (24.4cm)
Options:
Split in Half / Wedged
Inside or Outside Corners
IPPC610S-ABDC

[click for Drawing / Order Form](#)

IPTUS0610S-DCAB	6 Feet 9-5/8" Tapered		
FRP-FiberComp™	List	Each	6 +
Whole	503.87	377.90	302.32
Split for Post Wrap	620.06	465.05	372.04
Split in Half (Pilaster)	620.06	465.05	372.04
Cut to Height	40.72	30.54	24.43
Split Kit	100.04	75.03	60.02

ITEM D6-8



Total Height
6 Feet (72") (1.828m)
Smooth Tapered
Centered Load 14,000lbs
Top of Shaft
O/D 6-1/4" (15.8cm)
I/D 5" (12.7cm)
Bottom of Shaft
O/D 9-5/8" (24.4cm)
Options:
Split in Half / Wedged
Inside or Outside Corners
IPTUS610S-DCAB



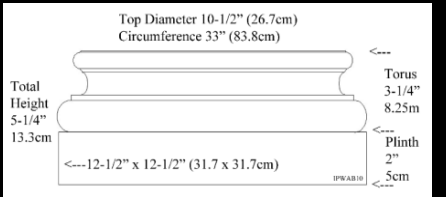
[Custom Doric PDF Form Composite](#)

[click for Drawing/Order Form](#)

IPC610P-DCAB	6 Feet 10" Tapered		
Interior Hardwood	List	Each	6 +
Poplar (Paint Grade)	750.47	562.85	450.28
Maple, Bass, Ash, Yellow Birch	1275.80	956.85	765.48
Sap Maple	1388.37	1041.28	833.02
Beech	1328.33	996.25	797.00
Alder	1455.91	1091.93	873.55
Red Oak, African Mahogany	1313.32	984.99	787.99
Cherry	1876.18	1407.13	1125.71

ITEM D6-9

[click for Drawing / Order Form](#)



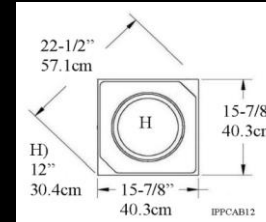
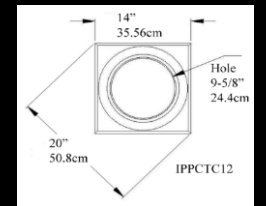
[click for Custom Smooth HW Form](#)

Total Height
6 Feet (72") (1.828m)
Smooth Tapered
Decorative Solid
Top of Shaft
O/D 9" (22.86cm)
I/D 6" (15.2cm)
Bottom of Shaft
O/D 10" (25.4cm)
Options:
Split in Half / Wedged
Inside or Outside Corners
IPC610P-TCTB

Exterior Hardwood	List	Each	6 +
White Oak, White Pine, Cedar	1538.47	1153.85	923.08
Knotty Pine	938.09	703.57	562.85
Clear Pine	1275.80	956.85	765.48

IPPC0612S-ABDC	6 Feet 9-5/8" Tapered		
FRP-PolyComp™	List	Each	6 +
Whole	624.60	468.45	374.76
Split in Half (Pilaster)	681.03	510.77	408.62
Whole White Painted	928.66	696.50	557.20
Split in Half White Painted	985.12	738.84	591.07

ITEM D6-10



Total Height
6 Feet (72") (1.828m)
Smooth Tapered
Centered Load 10,000lbs
Top of Shaft
O/D 9-3/8" (23.8cm)
I/D 8-5/8" (21.9cm)
Bottom of Shaft
O/D 11-1/2" (29.2cm)
Options:
Split in Half / Wedged
Inside or Outside Corners
IPPC612S-ABDC

[click for Drawing / Order Form](#)

Material Properties | **HARDWOODS**

Hardwoods are a Green Choice
Sanded to 220 Ready to Paint or Stain
Exterior Woods: Pine, Western Red Cedar, White Oak
Interior Woods:
Poplar, Bass, Red Oak, Maple, SapMaple, Ash
Cherry, African Mahogany, Walnut, Yellow Birch

Benefits
Total Customization to the Micro Inch
Solid Capitals and Bases



[click to Watch Youtube Video](#)

Material Properties | **PolyComp & FiberComp™**

made from 75% calcium carbonate, 25% Fiberglass Resins
FiberComp™ EconPolymer Caps and Bases (not primed)
PolyComp™ EconPolymer Caps (paint option)
All Whole Columns are Load Bearing
Always consult with your structural engineer for application

Benefits
Insect, Rot and Water Resistant
Minimal Thermal Transfer to avoid spider cracks
Optional Split for Post Wrap, Cut to Height or Corner Cuts



[click to Watch Youtube Video](#)

Material Properties | **ArchPolymer™**

ArchPolymer™ is high density Polyurethane
Lite weight - easy to cut and install for post wrap
Perfect for Theatres, Store Fixtures, Gardens
Not Load Bearing
Primed Ready to Paint by others

Benefits
Insect, Rot and Water Resistant
Minimal Thermal Transfer to avoid spider cracks



[click to Watch Youtube Video](#)

StoneMold™ & Zeament™ Décor Post Wraps

Architectural Artificial Stone Composite Interior Use only
made from Alpha Gypsum Cement with pigment
Not Load Bearing
Columns split with a reveal at the seam
12 Finishes 11 Finishes




[click to Watch Youtube Video](#)



Doric Smooth Hardwood

Tapered



<= Astragal (C)

<= (A)
Top Shaft

<= (H)
Taper Ends

(B)
End Shaft



Staves
1-1/2" (3.8cm)

Total Height of all Parts _____

A) Top of Shaft Diameter: _____

(B) Bottom of Shaft Diameter: _____

Taper: The entasis creates a visual distortion for perspective. The taper starts at the top of the shaft under the astragal 2/3rds down the shaft (H) bottom 1/3 straight

Optional Load Bearing Solid Core
Solid wood load bearing wood core available. Check with your structural engineer for requirements and local codes

Interior Paint Grade Basswood, Poplar

Stain Grade Alder, Ash, Beech, Birch, Cherry, Maple, Mahogany (African) Red Oak, SapMaple (very white), Walnut, White Oak, White Pine

Exterior Stain & Paint Grade:

Douglas Fir, Knotty Pine, White Pine, Clear Pine, Western Red Cedar, Mahogany (African), White Oak

Doric Capital - 2 Parts

(E) Square Abacus =>

(F) Round Ovolo =>



E = Square Cap Width _____ Depth _____

Height _____


F = Round Ovolo Diameter _____ Height _____

Attic Base - 2 Parts

(X Bottom Shaft Sits on Flat

(Y) Round Torus =>

(Z) Square Plinth =>



X = Top Flat _____

Y = Base Round Torus Height _____ Diameter _____

Z = Square Plinth
Height _____ Width _____ Depth _____



General Details

Interior Exterior

Whole: Qty _____ Split for Pilaster/Engaged Qty: _____

Wrap: 4x4 6x6 i-Beam other: _____ Qty: _____



Engaged



Outside
Corner



Wall
Wrap



Inside
Corner



Imperial Productions & Distribution Inc.

1-800-399-7585 Email: sales@imperialproductions.com

copyright 2019 MartinRichardsDesign&Contracting Inc. All Rights Reserved



Doric Smooth Composite

Tapered



<= Astragal (C)

<= (A)
Top Shaft

Total Height of all Parts _____

A) Top of Shaft Diameter: _____

(B) Bottom of Shaft Diameter: _____

Taper: The entasis creates a visual distortion for perspective. The taper starts at the top of the shaft under the astragal 2/3rds down the shaft (H) bottom 1/3 straight

<= (H)
Taper Ends

(B)
End Shaft



Doric Capital - 2 Parts

(E) Square Abacus =>

(F) Round Ovolo =>



E = Square Cap Width _____ Depth _____

Height _____


F = Round Ovolo Diameter _____ Height _____

Attic Base - 2 Parts

(X Bottom Shaft Sits on Flat

(Y) Round Torus =>

(Z) Square Plinth =>



X = Top Flat _____

Y = Base Round Torus Height _____ Diameter _____

Z = Square Plinth
Height _____ Width _____ Depth _____



MATERIAL SELECTION:

Interior Decorative:

- 1) StoneMold™: Stone Like 12 Finishes
- 2) NeoPlaster™ (GRG) Glass Fiber Re-enforced Gypsum

Exterior & Interior Decorative:

- 3) ArchPolymer™ high density Polyurethane
- 4) Zeament™: GFRC lite weight cement, 12 Finishes

Exterior & Interior Load Bearing:

- 5) PolyComp™ (FRP) Calcium Carbonate & Resins
- 6) Fiberglass

Load Bearing - Always place load center of shaft
Capacity increases with diameter

Check with your structural engineer for use and local codes

General Details

Interior Exterior

Whole: Qty _____ Split for Pilaster/Engaged Qty: _____

Wrap: 4x4 6x6 i-Beam other: _____ Qty: _____



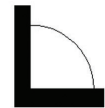
Engaged



Outside
Corner



Wall
Wrap



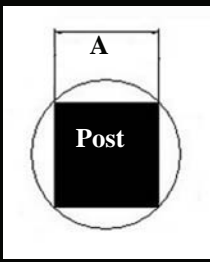
Inside
Corner



Imperial Productions & Distribution Inc.

1-800-399-7585 Email: sales@imperialproductions.com

copyright 2019 MartinRichardsDesign&Contracting Inc. All Rights Reserved



Post Wrap Chart

4 x 4 Square Wood Dressed

Dressed to 3-1/2" x 3-1/2" (8.8 x 8.8cm)

A) Inside Minimum Top of Shaft 5" (12.7cm)

6 x 6 Square Wood Dressed

Dressed 5-1/2" x 5-1/2" (13.9 x 13.9cm)

A) Minimum Inside Top of Shaft
7-3/4" (19.68cm)

4 x 4 Square Steel Post

A) Inside Minimum Top of Shaft
5-3/4" (14.6cm)

6 x 6 Square Steel Post

A) Inside Minimum Inside Top of Shaft
8-5/8" (21.9cm)

8 x 8 Square Wood Dressed

Dressed 7-1/2" x 7-1/2" (19 x 19cm)

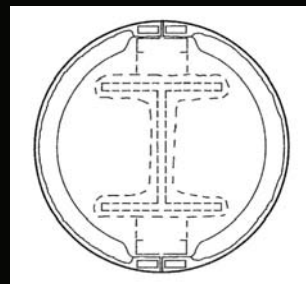
A) Inside Minimum 11-1/2" (29.21cm)



Do not measure too tight as you need to take into account manufacturing tolerances that can be up to 1/4" (.63cm) minimum Dressed sizes as per AWC Properties of Structural Lumber S4S (www.AWC.org)

We Sell Steel Posts Galvanized or Primed

Specify Heights, Round or Square Top & Bottom Plates



Post Wrap:

- * Pressure Treated Wood Posts 4x4, 6x6
- * I-Beams
- * Round Metal
- * Square Metal

Design Tip:

Consider a post wrap. This gets the framing inspection complete then follow up with the decorative finished column cover once the inspector signs off.



Imperial Productions®

1-800-399-7585

Imperial Productions & Distribution Inc Toronto / New York

email sales@imperialproductions.com copyright 2016 MRDCI All Rights Reserved

FG-TUS-NTAP
JUL-2021



Imperial Productions® Request for Quote

Download, Fill-in & Email to sales@imperialproductions.com

Name / Company: _____

Phone _____ Email _____

Billing Address: _____

City: _____ Prov / State _____

PC / Zip Code _____

Ship to Address: _____

City: _____ Prov / State _____

PC / Zip Code _____

Product Code: _____

Quantity: _____

Notes: _____



Imperial Productions®

1-800-399-7585

Imperial Productions & Distribution Inc Toronto / New York

email sales@imperialproductions.com copyright 2016 MRDCI All Rights Reserved