



Imperial Productions®  
Moulding Collection

*Martin Richards Design™*  
COLLECTION



ArchPolymer™  
Hardwood  
GRG NeoPlaster™  
ResinMold®  
for Straight, Curves  
& Radius Arches  
StoneMold™



Imperial Productions®

1-800-399-7585

Imperial Productions & Distribution Inc Toronto / New York

email [sales@imperialproductions.com](mailto:sales@imperialproductions.com) copyright 2016 MRDCI All Rights Reserved

MAR-2019



Page 1 - Title

Page 2 - TOC

Page 3 - Brickmold

Page 4 - 17 Crowns

Page 18 - 26 Casings

Page 27 - 35 Panel Molds

Page 36 - 38 Frieze

Page 39 - 42 Baseboards

Page 43 - ResinMold®






# Machineable ResinMold®

**Water Rot Insect Resistant - most sizes available**  
**Minimum Length 10 Feet(3m) Maximum 12 Feet (3.6m)**  
**Minimum Thickness 1/2" (1.2cm) Maximum 2" (5cm)**  
**Minimum Width 2" (5cm) Maximum 12" (30.4cm)**

- IPMACH05x2 1/2" x 2" (1.27 x 5.08cm)
- IPMACH05x3 1/2" x 3" (1.27 x 7.62cm)
- IPMACH05x4 1/2" x 4" (1.27 x 10.16cm)
- IPMACH75x2 3/4" x 2" (1.905cm x 5.08cm)
- IPMACH75x3 3/4" x 3" (1.905cm x 7.62cm)
- IPMACH75x4 3/4" x 4" (1.905cm x 10.16cm)
- IPMACH75x5 3/4" x 5" (1.905cm x 12.7cm)
- IPMACH75x6 3/4" x 6" (1.905cm x 15.24cm)
- IPMACH75x8 3/4" x 8" (1.905cm x 20.32cm)
- IPMACH75x10 3/4" x 10" (1.905cm x 25.4cm)
- IPMACH75x12 3/4" x 12" (1.905cm x 30.48cm)
- IPMACH1x2 1" x 2" (2.54cm x 5.08cm)
- IPMACH1x3 1" x 3" (2.54cm x 7.62cm)
- IPMACH1x4 1" x 4" (2.54cm x 10.16cm)
- IPMACH175x2 1-3/4" x 2" (4.445cm x 5.08cm)
- IPMACH175x3 1-3/4" x 3" (4.445cm x 7.62cm)
- IPMACH175x4 1-3/4" x 4" (4.445cm x 10.16cm)
- IPMACH2x2 2" x 2" (5.08cm x 5.08cm)
- IPMACH2x3 2" x 3" (5.08cm x 7.62cm)
- IPMACH2x4 2" x 4" (5.08cm x 10.16cm)



see Casings  
Section for  
Flexible  
Curved  
Casing



Use a Router  
or Molder  
to Make your  
own Profiles

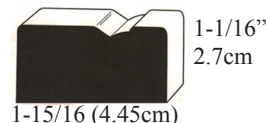
# Flexible Brickmold



Custom  
Made  
as per the  
radius for  
arches

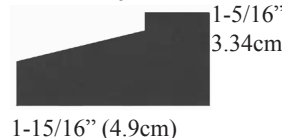
Curves &  
Arches

## IPBKM100

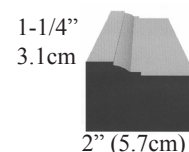


*SuperWiggly*  
offers the most  
flexibility

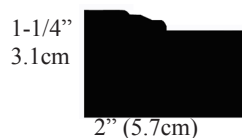
## IPBKM102



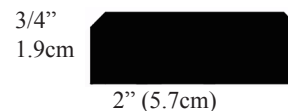
## IPWM180



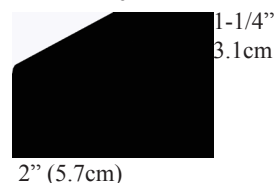
## IPBKM101



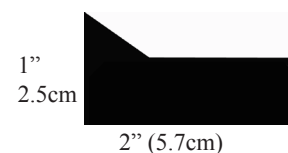
## IPBKM103



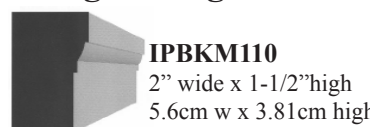
## IPBKM104



## IPBKM105

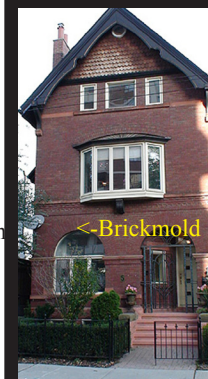


## ArchPolymer™ Artificial Wood Straight Length



**IPBKM111**  
2" h x 3/4" d x 12 Ft  
5.08 x 1.91 d x 3.6cm

ArchPolymer  
ResinMold



\* All prices & specifications subject to change without notice, Final products & Measurements may vary from this brochure



Imperial Productions®

1-800-399-7585

Imperial Productions & Distribution Inc Toronto / New York

email sales@imperialproductions.com copyright 2016 MRDCI All Rights Reserved



## Complete Collection for Straight Lengths, Curves and Arches

Hardwoods

ArchPolymer™

GRG-NeoPlaster™

Flexible ResinMold™

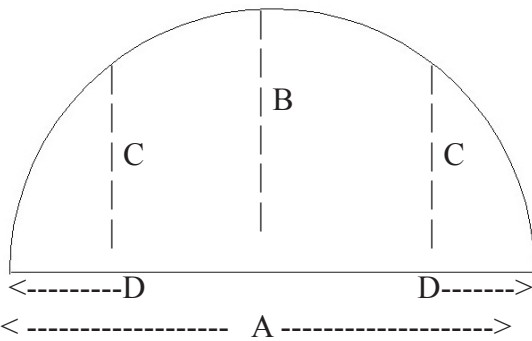


# Custom Crown Order Form for ResinMold®

1) ARCH - True 1/2 Circle & Eyebrow  
Elevation Drawing

Profile # \_\_\_\_\_

Grade: Premium or SuperWiggly



Please Provide Inside Crown  
Measurements



Minimum Radius 3x width

Horizontal A = \_\_\_\_\_ Center Rise B = \_\_\_\_\_ Mid Rise C = \_\_\_\_\_

D = Distance to Side from C \_\_\_\_\_ Number of Arches: \_\_\_\_\_ \* Modillion Block crown cannot do Arch

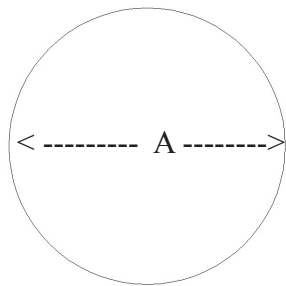
2) CIRCLE

Diameter A \_\_\_\_\_

or Circumference \_\_\_\_\_

# of Circles \_\_\_\_\_

Minimum Radius is 3 times the width of the crown

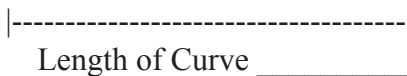


*Martin Richards Design™*  
COLLECTION

3) CURVED WALL Plan View Drawings



A = Depth = \_\_\_\_\_  
Radius \_\_\_\_\_



Length of Curve \_\_\_\_\_



A = Depth = \_\_\_\_\_  
Radius \_\_\_\_\_



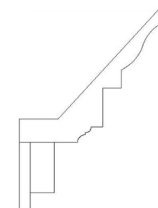
Length of Curve \_\_\_\_\_

4) STRAIGHT LENGTHS

Total Feet (Meters)  
Required: \_\_\_\_\_

5) ORIENTATION

wall => |



Imperial Productions®

1-800-399-7585

Imperial Productions & Distribution Inc Toronto / New York

email sales@imperialproductions.com copyright 2016 MRDCI All Rights Reserved



# Smooth Crowns Straight, Arched or Curved

## Materials

Hardwoods  
Poplar  
Oak, Maple  
Cherry  
Mahogany  
Pine(exterior)

ArchPolymer™  
Interior &  
Exterior an  
artificial wood  
resists rot,  
water, insects  
Primed White  
Straight

ResinMold®  
Interior &  
Exterior  
Stains Dark  
or Paint

2 Grades:  
\*Premium  
\*Superwiggly  
Arches  
Custom made  
as per the  
radius  
Circles  
Curves  
Concave &  
Convex

NeoPlaster™  
GRG Interior  
Strong Fiber-  
glass enforced  
tape & mud in  
place

Zeament™  
Lite cement  
Exterior  
12 Finishes

StoneMold™  
11 Finishes  
Interior



**IPCM001** Depth 1-9/16" (3.9cm)

Height 1-5/8" 4.12cm

Diagonal 2-1/4" 5.7cm

**IPNP4009** Depth 1-3/4" (4.4cm)

Height 1-3/4" 4.4cm

Diagonal 2-1/4" 5.7cm

**IPNP4010** Depth 1-13/16" (4.6cm)

Height 1-13/16" 4.6cm

Diagonal 2-1/2" 6.5cm

**IPNP4020** Depth 5-5/16" (13.4cm)

Height 2-3/16" 5.5cm

Diagonal 5-9/16" 14.4cm

**IPNP4004** Depth 2-5/16" (5.9cm)

Height 2-5/16" 5.9cm

Diagonal 3-1/4" 8.3cm

**IPCM010** Depth 2-11/16" (6.8cm)

Height 2-13/16" 7.2cm

Diagonal 3-7/8" 9.84cm

**IPNP4001** Depth 3-1/4" (8.2cm)

Height 2-15/16" 7.5cm

Diagonal 5-9/16" 14.4cm

**IPNP4002** 2-15/16" (7.5cm)

Height 2-15/16" 7.5cm

Diagonal 4-1/8" 10.6cm

**IPNP4011** Depth 1-15/16" (5cm)

Height 2-15/16" 7.5cm

Diagonal 3-1/2" 9cm

**IPNP4013** Depth 3-9/16" (9 cm)

Height 3-3/8" 8.5cm

Diagonal 4-7/16" 12.4cm

**IPNP4007**

Height 3-7/16" 8.8cm

Diagonal 5-7/8" 14.9cm

Depth 4-3/4"

**IPNP4050** Depth 3-3/8" (8.5cm)

Height 3-9/16" 9cm

Diagonal 4-7/8" 12.4cm

**IPNP4008** Depth 4-1/8" (10.5cm)

Height 3-3/4" 9.5cm

Diagonal 5-9/16" 14.2cm

**IPNP4064** Depth 3-3/16" (8cm)

Height 3-9/16" 9cm

Diagonal 4-3/4" 12cm

**IPCM004** 2-3/4" (6.98cm)

Height 3-5/8" 9.23cm

Diagonal 4-1/2" 11.43cm

\* All prices & specs subject to change without notice, Final products & Measurements may vary from this brochure



**Imperial Productions®**

1-800-399-7585

Imperial Productions & Distribution Inc Toronto / New York

email sales@imperialproductions.com copyright 2016 MRDCI All Rights Reserved

# Smooth Crowns Straight, Arched or Curved

## Materials

Hardwoods  
Poplar  
Oak, Maple  
Cherry  
Mahogany  
Pine(exterior)

ArchPolymer™  
Interior &  
Exterior an  
artificial wood  
resists rot,  
water, insects  
Primed White  
Straight

ResinMold®  
Interior &  
Exterior  
Stains Dark  
or Paint

2 Grades:  
\*Premium

\*Superwiggly  
Arches

Custom made  
as per the  
radius

Circles  
Curves


Concave &  
Convex




NeoPlaster™  
GRG Interior  
Strong Fiber-  
glass enforced  
tape & mud in  
place

Zeament™  
Lite cement  
Exterior  
12 Finishes


StoneMold™  
11 Finishes  
Interior




**IPCM005** Depth 3-11/16" (9.3cm)




**IPNP4014** Depth 3-3/16" (5.5 cm)



**IPNP4015** Depth 4-1/2" (11cm)



**IPNP4016** Depth 3-15/16" (10cm)



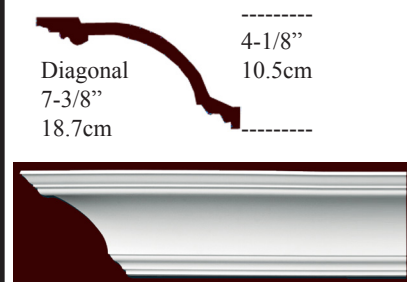
**IPNP4006** Depth 4" (10 cm)




**IPNP4018** Depth 4-5/8" (11.8cm)




**IPNP4047** Depth 3-1/2" (8.8cm)



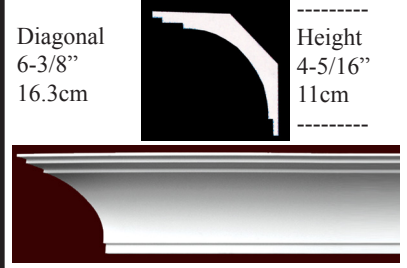
**IPNP4048** Depth 4-15/16" (12.5cm)



**IPNP4028** Depth 2-3/16" (5.5cm)




**IPNP4003** Depth 4-3/4" (12cm)




**IPNP4017** Depth 8-13/16" (22.4cm)




**IPNP4012** Depth 3-1/2" (8.9cm)




**IPNP4060** Depth 4-11/16" (12.3cm)



**IPNP4052** Depth 4-5/16" (11cm)



**IPNP4057** Depth 4-15/16" (12.6cm)



\* All prices & specs subject to change without notice, Final products & Measurements may vary from this brochure



**Imperial Productions®**

1-800-399-7585

Imperial Productions & Distribution Inc Toronto / New York

email sales@imperialproductions.com copyright 2016 MRDCI All Rights Reserved



# Smooth Crowns Straight, Arched or Curved

## Materials

Hardwoods  
Poplar  
Oak, Maple  
Cherry  
Mahogany  
Pine(exterior)

ArchPolymer™  
Interior &  
Exterior an  
artificial wood  
resists rot,  
water, insects  
Primed White  
Straight

ResinMold®  
Interior &  
Exterior  
Stains Dark  
or Paint

2 Grades:  
\*Premium  
\*Superwiggly  
Arches  
Custom made  
as per the  
radius  
Circles  
Curves  
Concave &  
Convex



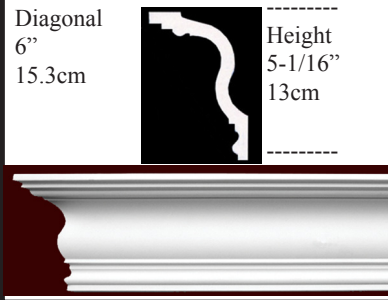
NeoPlaster™  
GRG Interior  
Strong Fiber-  
glass enforced  
tape & mud in  
place

Zeament™  
Lite cement  
Exterior  
12 Finishes


StoneMold™  
11 Finishes  
Interior




**IPNP4005** Depth 3-5/16" (8cm)




**IPNP4022** Depth 7-3/4" (20cm)




**IPCM007** Depth 5-1/8" (13cm)



**IPNP4049** Depth 3-15/16" (10cm)



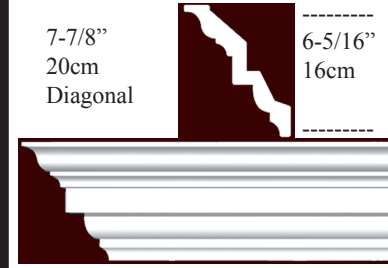
**IPNP4045** Depth 4-3/4" (12cm)




**IPJP3010** Depth 7" (17.78cm)




**IPNP4056** Depth 4-3/4" (12cm)



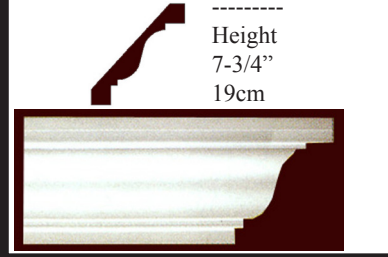
**IPNP4000** D=5-5/16" (13.5cm)




**IPJP3001** Depth 6-1/4" (15.87cm)




**IPJP3002** Depth 7-1/8" (18cm)




**IPJP3004** Depth 5-3/4" (14.6cm)



**IPNP4046** Depth 8-1/2" (21.6cm)



**IPJP3006**



**Arched Crown Made as per the radius**

**Made from ResinMold™**

\* All prices & specs subject to change without notice, Final products & Measurements may vary from this brochure





# Decor Crowns Straight, Arched or Curved

## Materials

Hardwoods  
Poplar  
Oak, Maple  
Cherry  
Mahogany  
Pine(exterior)


ArchPolymer™  
Interior &  
Exterior an  
artificial wood  
resists rot,  
water, insects  
Primed White  
Straight

ResinMold®  
Interior &  
Exterior  
Stains Dark  
or Paint  
2 Grades:  
\*Premium  
\*Superwiggly  
Arches  
Custom made  
as per the  
radius  
Circles  
Curves  
Concave &  
Convex



NeoPlaster™  
GRG Interior  
Strong Fiber-  
glass enforced  
tape & mud in  
place

Zeament™  
Lite cement  
Exterior  
12 Finishes



StoneMold™  
11 Finishes  
Interior



**IPNP4238** Depth 2" (5.1cm)

Diagonal 2-3/4" 7.1cm

Height 1-15/16" 5 cm

**IPNP4265** Depth 1-9/16" (4cm)

Diagonal 2-5/8" 6.7cm

Height 2-1/8" 5.4 cm

**IPNP4271** Depth 1-3/4" (4.4cm)

Diagonal 3" 7.8cm

Height 2-1/2" 6.4 cm

**IPNP4264** Depth 1-1/4" (3.1cm)

Diagonal 2-7/8" 7.4cm

Height 2-5/8" 6.7 cm

**IPNP4246** Depth 1-1/4" (3.1cm)

Diagonal 2-7/8" 7.4cm

Height 2-5/8" 6.7 cm

**IPNP4207** Depth 3-1/8" (8cm)

Diagonal 4-1/8" 10.6cm

Height 2-3/4" 7 cm

**IPNP4219** Depth 1-9/16" (4cm)

Diagonal 3-1/8" 8.1cm

Height 2-3/4" 7 cm

**IPNP4221** Depth 2-13/16" (7.2cm)

4" 10.2cm

Diagonal 2-13/16" 7.2 cm

**IPNP4292** Depth 2-13/16" (7.2cm)

Diagonal 4" 10.2cm

Height 2-13/16" 7.2 cm

**IPNP4293** Depth 2-13/16" (7.2cm)

Diagonal 4" 10.2cm

Height 2-13/16" 7.2 cm

**IPNP4285** Depth 2-15/16" (7.5cm)

Diagonal 4-1/8" 10.5cm

Height 2-15/16" 7.5 cm

**IPNP4220** Depth 2-15/16" (7.5cm)

Diagonal 4-1/16" 10.4cm

Height 2-15/16" 7.5 cm

**IPNP4216** Depth 2-13/16" (7cm)

Diagonal 4-1/8" 10.5cm

Height 3" 7.6 cm

**IPNP4284** Depth 2-15/16" (7.5cm)

Diagonal 4-13/16" 10.7cm

Height 3" 7.6 cm

**IPNP4281** Depth 3-1/16" (7.8cm)

Diagonal 4-1/8" 10.5cm

Height 3-1/16" 7.8 cm

\* All prices & specs subject to change without notice, Final products & Measurements may vary from this brochure



**Imperial Productions®**

1-800-399-7585

Imperial Productions & Distribution Inc Toronto / New York

email sales@imperialproductions.com copyright 2016 MRDCI All Rights Reserved

# Decor Crowns Straight, Arched or Curved

## Materials

Hardwoods  
Poplar  
Oak, Maple  
Cherry  
Mahogany  
Pine(exterior)

ArchPolymer™  
Interior &  
Exterior an  
artificial wood  
resists rot,  
water, insects  
Primed White  
Straight

ResinMold®  
Interior &  
Exterior  
Stains Dark  
or Paint

2 Grades:  
\*Premium  
\*Superwiggly  
Arches  
Custom made  
as per the  
radius  
Circles  
Curves  
Concave &  
Convex



NeoPlaster™  
GRG Interior  
Strong Fiber-  
glass enforced  
tape & mud in  
place


Zeament™  
Lite cement  
Exterior  
12 Finishes




StoneMold™  
11 Finishes  
Interior





**IPNP4260** Depth 2-5/8" (6.6cm)

Diagonal		Height
4"		3-1/16"
10.2cm		7.8 cm




**IPNP4227** Depth 3-1/8" (8cm)

Diagonal		Height
4-1/2"		3-1/8"
11.3cm		8 cm





**IPNP4199** Depth 1-9/16" (4cm)

Diagonal		Height
3-7/16"		3-1/16"
8.8cm		7.8 cm



**IPNP4257** 2-9/16" (6.5cm)

Diagonal		Height
4"		3-1/8"
10.2cm		8 cm





**IPNP4225** Depth 3-1/8" (8 cm)

Diagonal		Height
4-1/2"		3-1/4"
11.5cm		8.3 cm





**IPNP4282** Depth 3-5/8" (9.2cm)

Diagonal		Height
4-3/4"		3-1/8"
12.2cm		8 cm





**IPNP4259** Depth 1-9/16" (4cm)

Diagonal		Height
3-1/2"		3-3/16"
9cm		8.1 cm





**IPNP4274** Depth 3-7/8" (9.8 cm)

Diagonal		Height
5-1/16"		3-3/8"
13cm		8.5 cm





**IPNP4267** Depth 2-9/16" (6.5 cm)

Diagonal		Height
4-1/4"		3-3/8"
10.7cm		8.5 cm





**IPNP4291** Depth 3-9/16" (9cm)

Diagonal		Height
5"		3-9/16"
12.7cm		9 cm





**IPNP4269** Depth 2-5/16" (5.8cm)

Diagonal		Height
4-1/4"		3-9/16"
10.8cm		9.1 cm





**IPNP4231** Deep 2-11/16" (6.8cm)

Diagonal		Height
4-1/2"		3-9/16"
11.3cm		8.9 cm





**IPNP4226** Depth 3-1/8" (9cm)

Diagonal		Height
4-3/4"		3-9/16"
12cm		9 cm





**IPNP4262** Depth 3-3/8" (3.8cm)

Diagonal		Height
5"		3-3/8"
12.7cm		8.6cm



**IPNP4240** Depth 3-3/4" (9.5cm)

Diagonal		Height
5-1/4"		3-3/4"
13.4cm		9.5cm



\* All prices & specs subject to change without notice, Final products & Measurements may vary from this brochure



**Imperial Productions®**

1-800-399-7585

Imperial Productions & Distribution Inc Toronto / New York

email sales@imperialproductions.com copyright 2016 MRDCI All Rights Reserved

# Decor Crowns Straight, Arched or Curved

## Materials

Hardwoods  
Poplar  
Oak, Maple  
Cherry  
Mahogany  
Pine(exterior)

ArchPolymer™  
Interior &  
Exterior an  
artificial wood  
resists rot,  
water, insects  
Primed White  
Straight

ResinMold®  
Interior &  
Exterior  
Stains Dark  
or Paint

2 Grades:  
\*Premium  
\*Superwiggly  
Arches  
Custom made  
as per the  
radius  
Circles  
Curves  
Concave &  
Convex

NeoPlaster™  
GRG Interior  
Strong Fiber-  
glass enforced  
tape & mud in  
place

Zeament™  
Lite cement  
Exterior  
12 Finishes

StoneMold™  
11 Finishes  
Interior



**IPNP4270** Depth 3-3/8" (8.6cm)

Diagonal  
5"  
12.8cm



3-3/4"  
9.5cm



**IPNP4251** Deep 4-1/8" (10.5cm)

Diagonal  
5-1/2"  
14.1cm



3-3/4"  
9.5cm



**IPNP4275** Depth 3-7/8" (9.8cm)

Diagonal  
5-1/16"  
13cm



3-3/8"  
8.5cm



**IPNP4273** Depth 4" (10.1cm)

Diagonal  
5-1/2"  
14cm



3-13/16"  
9.7cm



**IPNP4218** Depth 2-1/8" (5.4cm)

Diagonal  
4-1/2"  
11.3cm



3-15/16"  
10cm



**IPNP4239** Depth 2-3/16" (5.5 cm)

Diagonal  
4-1/2"  
11.3cm

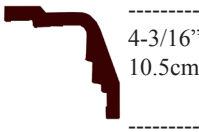


3-15/16"  
10cm



**IPNP4247** Depth 4-1/8" (10.7cm)

Diagonal  
5-7/8"  
15cm



4-3/16"  
10.5cm



**IPNP4256** Depth 3-15/16" (10cm)

Diagonal  
6"  
15.3cm




4-1/4"  
11.5cm



**IPNP4232** Depth 5-5/16" (13.5cm)

Height  
4-5/16"  
11cm



Diagonal 6-13/16" (17.4cm)

**IPNP4288** Depth 4-1/8" (10.5)

Diagonal  
6"  
15.2cm



4-5/16"  
11cm



**IPNP4217** Depth 2-7/16" (6.2cm)

Diagonal  
5"  
12.8cm



4-7/16"  
11.3cm



**IPNP4235** Depth 2-1/2" (6.3cm)

Diagonal  
5-1/8"  
13.1cm



4-1/2"  
11.6cm



**IPNP4252** Depth 7-3/16" (18cm)

Diagonal  
8-7/16"  
21.5cm



4-1/2"  
11.4cm



**IPNP4277** Depth 4-5/8" (11.8cm)

Diagonal  
6-1/2"  
16.5cm



4-1/2"  
11.6cm



**IPJP3020** Depth  
8-1/8" (20.6cm)



Height 4-5/8" 11.74cm

\* All prices & specs subject to change without notice, Final products & Measurements may vary from this brochure



**Imperial Productions®**

1-800-399-7585

Imperial Productions & Distribution Inc Toronto / New York

email sales@imperialproductions.com copyright 2016 MRDCI All Rights Reserved



# Decor Crowns Straight, Arched or Curved

## Materials

Hardwoods  
Poplar  
Oak, Maple  
Cherry  
Mahogany  
Pine(exterior)

ArchPolymer™  
Interior &  
Exterior an  
artificial wood  
resists rot,  
water, insects  
Primed White  
Straight

ResinMold®  
Interior &  
Exterior  
Stains Dark  
or Paint  
2 Grades:  
\*Premium  
\*Superwiggly  
Arches  
Custom made  
as per the  
radius  
Circles  
Curves  
Concave &  
Convex



NeoPlaster™  
GRG Interior  
Strong Fiber-  
glass enforced  
tape & mud in  
place



Zeament™  
Lite cement  
Exterior  
12 Finishes



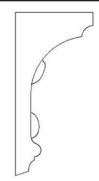

StoneMold™  
11 Finishes  
Interior





**IPNP4279** 3-1/8" (8cm)  
Diagonal 5-1/2" 13.9cm  
Height 4-1/2" 11.6cm



**IPJP3019**  
Depth 2-1/4" (5.71cm)  
Height 4-5/8" 11.74cm



**IPNP4263** Depth 3-7/8" (9.8cm)  
Height 4-5/8" 11.7cm  
Diagonal 5-9/16" 15.2cm



**IPNP4299** Depth 2-1/16" (5.2cm)  
Diagonal 5" 12.7cm  
Height 4-9/16" 11.6cm

**IPNP4254** Depth 2-3/8" (6cm)  
Diagonal 5-1/4" 13.4cm  
Height 4-3/4" 12cm



**IPNP4224** Depth 4-13/16" (11)  
Diagonal 6-5/16" 16.1cm  
Height 4-3/4" 12cm



**IPNP4236** Depth 2-9/16" (6.5cm)  
Diagonal 5-1/2" 14.1cm  
Height 4-15/16" 12.5cm




**IPNP4255** Depth 3-9/16" (9cm)  
Diagonal 6" 15.4cm  
Height 4-15/16" 12.5cm



**IPCM7000**  
Depth 3" (7.6cm)  
Height 5-1/8" (13cm)



**IPNP4276** Depth 3-1/16" (7.7cm)  
Diagonal 6" 15cm  
Height 5-1/16" 12.9cm






**IPNP4283** Depth 4-5/16" (11cm)  
Diagonal 6-11/16" 17cm  
Height 5-1/8" 13cm



**IPNP4197** Depth 2-15/16" (7.5cm)  
Diagonal 6" 15.2cm  
Height 5-3/16" 14.78cm



**IPNP4266** Depth 5-3/16" (12cm)  
Diagonal 7" 17.8cm  
Height 5-3/16" 14.78cm

**IPNP4286** Depth 5-9/16" (14.2cm)  
Diagonal 7-3/4" 19.8cm  
Height 5-1/2" 13.9cm

**IPNP4229** Depth 3-15/16" (10cm)  
Diagonal 6-9/16" 16.8cm  
Height 5-5/16" 13.5cm

\* All prices & specs subject to change without notice, Final products & Measurements may vary from this brochure



**Imperial Productions®**

1-800-399-7585

Imperial Productions & Distribution Inc Toronto / New York

email sales@imperialproductions.com copyright 2016 MRDCI All Rights Reserved

# Decor Crowns Straight, Arched or Curved

## Materials

Hardwoods  
Poplar  
Oak, Maple  
Cherry  
Mahogany  
Pine(exterior)

ArchPolymer™  
Interior &  
Exterior an  
artificial wood  
resists rot,  
water, insects  
Primed White  
Straight

ResinMold®  
Interior &  
Exterior  
Stains Dark  
or Paint  
2 Grades:  
\*Premium  
\*Superwiggly  
Arches  
Custom made  
as per the  
radius  
Curves  
Concave &  
Convex

NeoPlaster™  
GRG Interior  
Strong Fiber-  
glass enforced  
tape & mud in  
place

Zeament™  
Lite cement  
Exterior  
12 Finishes

StoneMold™  
11 Finishes  
Interior



**IPNP4280** Depth 2-3/8" (6cm)  
Diagonal 6" 15.4cm  
5-9/16" 14.2cm

**IPNP4243** Depth 4-3/4" (12cm)  
Diagonal 7-1/2" 19.2cm  
Height 5-7/8" 15cm

**IPCM7001**  
Depth 4-5/8" (11.7cm)  
Height 5-7/8" (14.9cm)

**IPJP3011** Depth 3-1/2" (8.89cm)  
6-1/8" 15.5cm

**IPNP4198** Depth 4-13/16" (12cm)  
Diagonal 7-1/2" 19.2cm  
5-13/16" 14.8cm

**IPNP4268** Depth 2-9/16" (6.5cm)  
Diagonal 7" 17.8cm  
6-1/2" 16.5cm

**IPNP4253** Depth 2-9/16" (6.5cm)  
Diagonal 6-3/4" 17.2cm  
6-1/4" 15.9cm

**IPJP3009** Depth 7" (17.78cm)  
6-1/2" 16.5cm

**IPNP4228** Depth 5-1/8" (13cm)  
Diagonal 8-1/2" 21.7cm  
Height 6-7/8" 17.5cm

**IPNP4021**  
6-3/4" high  
7" deep  
17.1cm high  
17.8cm deep

**IPNP5001** =>  
Corner

**IPNP5000** =>  
Mid Section



**IPNP4278** Depth 2-11/16" (6.9cm)  
Height 6-7/8" 17.5cm

**IPJP901**  
Depth 5" (12.7cm)  
Height 7" 17.7cm

**IPNP4261** Depth 2-15/16" (5.9cm)  
Diagonal 7-3/8" 18.8cm  
7-1/16" 18cm

\* All specifications subject to change without notice, Final products & Measurements may vary from this brochure



**Imperial Productions®**

1-800-399-7585

Imperial Productions & Distribution Inc Toronto / New York

email sales@imperialproductions.com copyright 2016 MRDCI All Rights Reserved



# Decor Crowns Straight, Arched or Curved

**IPNP4296** Depth 5-1/16" (12.8cm)  
 Diagonal 8-5/8" 22cm  
 7-1/16" 18cm

**IPNP4250** Depth 5-1/2" (14cm)  
 7-7/8" 20cm  
 Diagonal 9-9/16" (24.4cm)

**IPNP4230** Depth 6-15/16" (17.7cm)  
 8-3/4" 22.3cm  
 Diagonal 11-1/4" 28.5cm

**IPJP3003** Depth 5-3/8" (13.7cm)  
 8" 20.32cm

**IPNP4295** Depth 8" (20.3cm)  
 Diagonal 11-1/2" 29.3cm  
 8-5/16" 21.1cm

**IPJP3005** Depth 4-3/16" (10.6cm)  
 8-3/4" 22.3cm

**IPNP4249**  
 Diagonal 12-1/2" 32cm  
 Height 11-15/16" 30.3cm  
 Depth 4-1/16" (10.3cm)

**IPNP4290** Depth 3-7/8" (9.9cm)  
 Diagonal 10" 25.4cm  
 9-3/16" 23.4cm

**IPJP3021** Depth 15" (38.1cm)  
 12" 30.48cm



**IPNP4294**  
 10-5/8" (27cm)  
 Diagonal 14-1/2" 37cm  
 9-15/16" 25.3cm



## Materials

Hardwoods  
 Poplar  
 Oak, Maple  
 Cherry  
 Mahogany  
 Pine(exterior)

ArchPolymer™  
 Interior &  
 Exterior an  
 artificial wood  
 resists rot,  
 water, insects  
 Primed White  
 Straight

ResinMold®  
 Interior &  
 Exterior  
 Stains Dark  
 or Paint  
 2 Grades:  
 \*Premium  
 \*Superwiggly  
 Arches  
 Custom made  
 as per the  
 radius  
 Circles  
 Curves  
 Concave &  
 Convex



NeoPlaster™  
 GRG Interior  
 Strong Fiber-  
 glass enforced  
 tape & mud in  
 place

Zeament™  
 Lite cement  
 Exterior  
 12 Finishes

StoneMold™  
 11 Finishes  
 Interior



\* All prices & specs subject to change without notice, Final products & Measurements may vary from this brochure



**Imperial Productions®**

1-800-399-7585

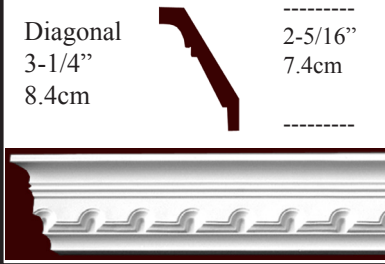
Imperial Productions & Distribution Inc Toronto / New York

email sales@imperialproductions.com copyright 2016 MRDCI All Rights Reserved




# Dentil Crowns Straight, Arched or Curved


**IPNP4245** Depth 1-9/16" (4cm)




**IPNP4234** Depth 2-3/4" (7cm)




**IPNP4244** Depth 2-1/16" (5.3cm)




**IPNP4223** Depth 1-1/4" (3.1cm)




**IPNP4289** Depth 2-3/8" (6cm)




**IPNP4222** Depth 2-5/16" (5.8cm)




**IPNP4258** Depth 1-15/16" (4.9cm)



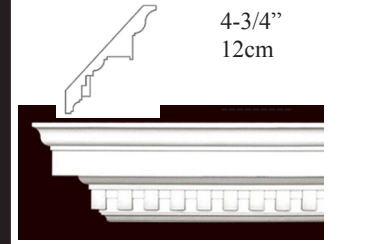
**IPJP3012** Depth 3" (9.9cm)



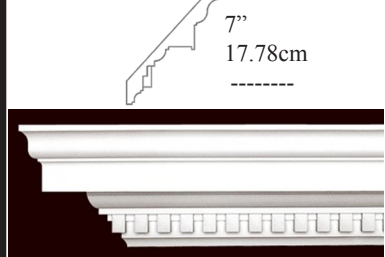
**IPNP4237** Depth 4-1/2" (11.5cm)



**IPJP3014** Depth 4" (10.16cm)



**IPJP3015** Depth 6-1/4" (15.8cm)




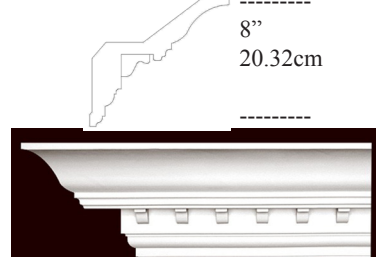
**IPJP3016** Depth 8-1/4" (20.9cm)



**IPJP3008** 5" (12.7cm)



**IPJP3017** Depth 8-1/2" (21.5cm)



**ResinMold™ for Curves**

## Materials

Hardwoods  
Poplar  
Oak, Maple  
Cherry  
Mahogany  
Pine(exterior)

ArchPolymer™  
Interior &  
Exterior an  
artificial wood  
resists rot,  
water, insects  
Primed White  
Straight

ResinMold®  
Interior &  
Exterior  
Stains Dark  
or Paint

2 Grades:  
\*Premium  
\*Superwiggly  
Arches  
Custom made  
as per the  
radius  
Circles  
Curves  
Concave &  
Convex

NeoPlaster™  
GRG Interior  
Strong Fiber-  
glass enforced  
tape & mud in  
place

Zeament™  
Lite cement  
Exterior  
12 Finishes

StoneMold™  
11 Finishes  
Interior



\* All prices & specs subject to change without notice, Final products & Measurements may vary from this brochure



**Imperial Productions®**

1-800-399-7585

Imperial Productions & Distribution Inc Toronto / New York

email sales@imperialproductions.com copyright 2016 MRDCI All Rights Reserved

# Dentil Crowns Straight, Arched or Curved

## Materials

Hardwoods  
Poplar  
Oak, Maple  
Cherry  
Mahogany  
Pine (exterior)

ArchPolymer™  
Interior &  
Exterior an  
artificial wood  
resists rot,  
water, insects  
Primed White  
Straight

ResinMold®  
Interior &  
Exterior  
Stains Dark  
or Paint

2 Grades:  
\*Premium  
\*Superwiggly  
Arches  
Custom made  
as per the  
radius  
Circles  
Curves  
Concave &  
Convex

NeoPlaster™  
GRG Interior  
Strong Fiber-  
glass enforced  
tape & mud in  
place

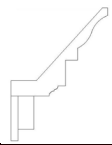
Zeament™  
Lite cement  
Exterior  
12 Finishes

StoneMold™  
11 Finishes  
Interior



### IPJP3018

Depth  
9-1/2"  
(24.13cm)



-----  
13"  
36.02cm  
-----



### IPNP4248



5-3/8" (13.7cm)

-----  
5-1/4"  
13.3cm  
-----

Diagonal  
7-1/2"  
19.1cm



### IPJP3007 Depth 7-3/8" (18.8cm)

-----  
10-1/4"  
26.03cm  
-----



### IPNP4287 Depth 3-7/16" (8.8cm)

Diagonal  
5"  
12.9cm

-----  
3-3/4"  
9.5cm  
-----



### IPNP4298 6-5/16" (16cm)

Diagonal  
8-3/16"  
20.8cm

-----  
5-1/4"  
13.3cm  
-----



### IPNP4233

Depth  
8-11/16"  
(22cm)



-----  
9-1/16"  
23cm  
-----



IPNP4297

Depth 9-13/16" (25cm)

Diagonal 14"  
(35.6cm)

-----  
9-15/16"  
25.3cm  
-----



ResinMold™  
Superwiggly



### Solution to a Bulkhead Expanding a Crown

Crown IPNP4294 Page 171  
Applique Pair IPNP4851 Page 192  
Applique IPNP4792 Page 191

### Design Idea

<-- Run a panel mold at the  
bottom of the vault  
Install appliques in the blank  
area between the bottom of the  
crown and the panel mold

Paint all the same colour

\* All prices & specs subject to change without notice, Final products & Measurements may vary from this brochure



Imperial Productions®

1-800-399-7585

Imperial Productions & Distribution Inc Toronto / New York

email sales@imperialproductions.com copyright 2016 MRDCI All Rights Reserved



# Stepped Crowns Straight, Arched or Curved

## Materials

Hardwoods  
Poplar  
Oak, Maple  
Cherry  
Mahogany  
Pine(exterior)

ArchPolymer™  
Interior &  
Exterior an  
artificial wood  
resists rot,  
water, insects  
Primed White  
Straight

ResinMold®  
Interior &  
Exterior  
Stains Dark  
or Paint

2 Grades:  
\*Premium  
\*Superwiggly  
Arches  
Custom made  
as per the  
radius  
Circles  
Curves  
Concave &  
Convex



NeoPlaster™  
GRG Interior  
Strong Fiber-  
glass enforced  
tape & mud in  
place

Zeament™  
Lite cement  
Exterior  
12 Finishes


StoneMold™  
11 Finishes  
Interior



### IPNP4072




Depth 2-3/8" (6cm)  
Height 13/16" (2cm)



### IPNP4076



Depth 3-15/16" (10cm)  
Height 13/16" (2cm)



### IPNP4065 4-1/16" (10.3cm)



Diagonal  
4-7/16"  
11.3cm

1-13/16"  
4.6cm



### IPNP4073



Height 1-3/16" (3cm)  
Depth 6-1/2" (16.5cm)




### IPNP4074




Height 1-3/8" (3.5cm)  
Depth 4-5/16" (11cm)



### IPNP4024

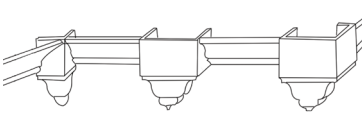


4-1/4" high  
4-1/4" deep  
11.5cm high  
11.5cm deep



## Crown Blocks

Inside Corner Mid Block Outer



### IPMRD1255

High 12-5/8" (32cm)  
Wide 5-1/2" (13.9cm)  
Deep 5-1/2" (13.9cm)




### IPMRD0875

High 8-1/2" (21.5cm)  
Wide 4" (10cm)  
Deep 4" (10cm)

### IPCBK859

High 12-1/2" (31.7cm)  
Width 6" (15cm)  
Depth 6" (15cm)



### IPCBK862

Height 8-1/2"  
21.5cm  
Wide 3-3/4" (9.5cm)  
Depth 3-3/4" (9.5cm)

## IPNP8160 SUITE Height 7-7/8" (20cm) Top 3-15/16" (10cm) Bottom 3-15/16" (10cm)

### IPNP8160

3-1/8" 8cm  
Inside Corner



3-15/16" 10cm  
3-15/16" 10cm

### IPNP8164


3-1/8" 8cm  
Mid Block



3-15/16" 10cm  
3-15/16" 10cm

### IPNP8166

3-1/8" 8cm  
Outside Corner



3-15/16" (10cm)  
3-15/16" 10cm  
3-15/16" 10cm

## IPNP8161 SUITE Height 13-3/4" (35cm) Top 6-13/16" (17.5cm) Bottom 6-13/16" (17.5cm)

### IPNP8161

5-1/2" 14cm  
Inside Corner



5-1/2" (14cm)  
6-13/16" 17.5cm  
6-13/16" 17.5cm

### IPNP8165


5-1/2" 14cm  
Mid Block



11" (28cm)  
6-13/16" 17.5cm  
6-13/16" 17.5cm

### IPNP8167

5-1/2" 14cm  
Outside Corner



11" (28cm)  
6-15/16" 17.5cm  
6-15/16" 17.5cm

\* All prices & specs subject to change without notice, Final products & Measurements may vary from this brochure



Imperial Productions®

1-800-399-7585

Imperial Productions & Distribution Inc Toronto / New York

email sales@imperialproductions.com copyright 2016 MRDCI All Rights Reserved





Complete Collection  
for  
Straight Lengths  
Curves and Arches

Hardwoods  
ArchPolymer™  
GRG-NeoPlaster™  
ResinMold®

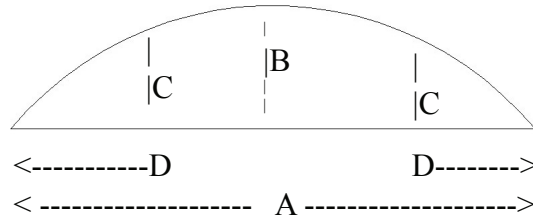
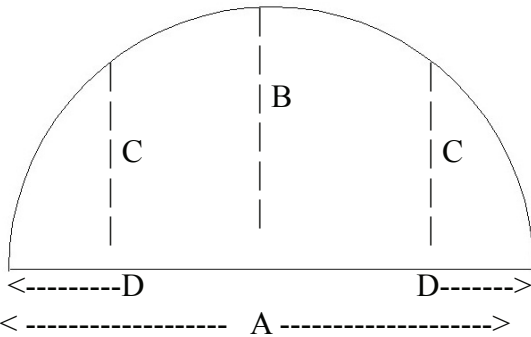


Profile # \_\_\_\_\_

**EYEBROW ARCH**



**1) ARCH** - True 1/2 Circle & Eyebrow  
Elevation Drawing



Provide Inside Measurements

Horizontal A = \_\_\_\_\_ Center Rise B = \_\_\_\_\_ Mid Rise C1 = \_\_\_\_\_

D= Distance to Side from C \_\_\_\_\_ Number of Arches: \_\_\_\_\_ Mid Rise C2 = \_\_\_\_\_

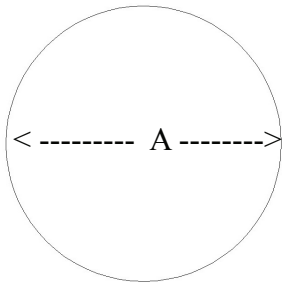
**2) CIRCLE**

Diameter A \_\_\_\_\_

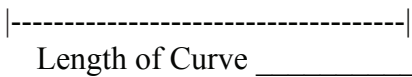
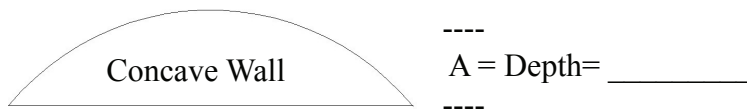
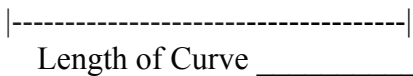
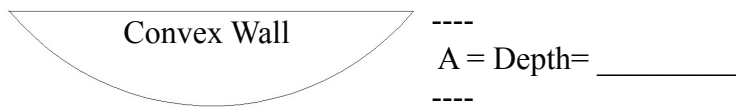
or Circumference \_\_\_\_\_

# of Circles \_\_\_\_\_

Minimum Radius 3 times the width



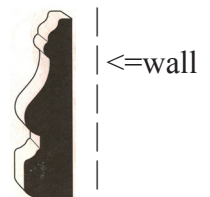
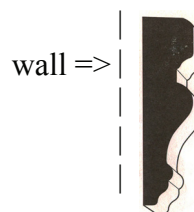
**3) CURVED WALL** Plan View Drawings



**4) STRAIGHT LENGTHS**

Total Feet (Meters)  
Required: \_\_\_\_\_

**5) ORIENTATION** circle one



# Smooth Casings: Straight, Arched or Curved

Martin Richards Design  
COLLECTION

## Materials

Hardwoods  
Poplar  
Oak, Maple  
Cherry  
Mahogany  
Pine(exterior)

ArchPolymer™  
Interior &  
Exterior an  
artificial wood  
resists rot,  
water, insects  
Primed White  
Straight

ResinMold®  
Interior &  
Exterior  
Stains Dark  
or Paint

2 Grades:  
\*Premium  
\*Superwiggly  
Arches  
Custom made  
as per the  
radius  
Circles  
Curves  
Concave &  
Convex

NeoPlaster™  
GRG Interior  
Strong Fiber-  
glass enforced  
tape & mud in  
place

Zeament™  
Lite cement  
Exterior  
12 Finishes

StoneMold™  
11 Finishes  
Interior



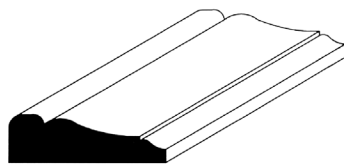
**IPNP4308** Deep 15/16" (2.4cm)

Width  
2"  
5cm



**IPWM442** Deep 11/16" (1.7cm)

Wide  
2-1/4"  
5.7cm



**IPWCA740**

Depth  
3/8"  
.95cm



Width  
2-1/8"  
5.3cm

**IPCAS1008** 2-3/16" (5.6cm)

Depth  
16"  
1.4cm




**IPCAS1016** 2-1/4" (5.7cm)

Depth  
5/8"  
1.5cm



**IPCAS1010** 2-3/16" (5.6cm)

Depth  
5/8"  
1.5cm




**IPWCA700** 2-1/4" 5.7cm

Depth  
3/4"  
1.9cm




**IPCAS1018** 2-1/4" (5.7cm)

Deep  
1/2"  
1.2cm



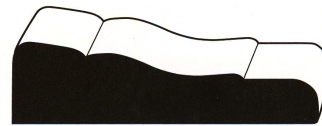
**IPCAS1011** 2-3/16" (5.6cm)

Depth  
5/8"  
1.5cm



**IPCAS1017** 2-1/4" (5.7cm)

Depth  
1/2"  
1.27cm



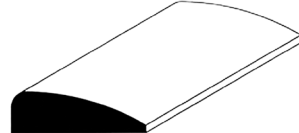
**IPCAS1023** 2-1/4" (5.7cm)

Deep  
9/16"  
1.4cm



**IPWM327** Wide 2-1/4" (5.7cm)

Depth  
11/16"  
1.7cm



**IPCAS1012** 2-1/4" 5.7cm

Depth  
5/16"  
(2.4m)



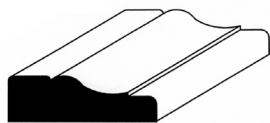
**IPCAS1024** 2-1/4" (5.7cm)

Deep  
3/4"  
1.9cm



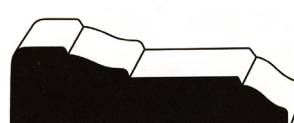
**IPWM356** Wide 2-1/4" 5.7cm

Depth  
11/16"  
1.7cm



**IPCAS1013** 2-1/4" (5.7cm)

Depth  
5/8"  
1.5cm



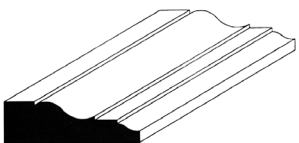
**IPWCA1025** 2-1/4" (5.7cm)

Depth  
11/16"  
1.7cm




**IPWM366** Wide 2-1/4" (5.7cm)

Depth  
11/16"  
1.7cm




**IPCAS1014** 2-1/4" (5.7cm)

Depth  
5/8"  
1.58cm



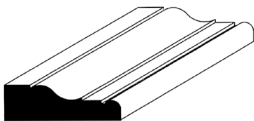
**IPCAS1026** 2-1/4" (5.7cm)

Deep  
11/16"  
1.7cm




**IPWM376** Wide 2-1/4" 5.72cm

Depth  
11/16"  
1.7cm



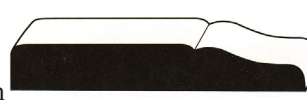
**IPCAS1022** 2-1/4" (5.7cm)

Deep  
9/16"  
1.44cm



**IPCAS1027** 2-7/16" (6.2cm)

Deep  
3/8"  
.95cm



\* All prices & specs subject to change without notice, Final products & Measurements may vary from this brochure



Imperial Productions®

1-800-399-7585

Imperial Productions & Distribution Inc Toronto / New York

email sales@imperialproductions.com copyright 2016 MRDCI All Rights Reserved

Page 20

MAR-2019



# Smooth Casings: Straight, Arched or Curved

Martin Richards Design.  
COLLECTION

## Materials

Hardwoods  
Poplar  
Oak, Maple  
Cherry  
Mahogany  
Pine(exterior)

ArchPolymer™  
Interior &  
Exterior an  
artificial wood  
resists rot,  
water, insects  
Primed White  
Straight


ResinMold®  
Interior &  
Exterior  
Stains Dark  
or Paint  
2 Grades:  
\*Premium  
\*Superwiggly  
Arches  
Custom made  
as per the  
radius  
Circles  
Curves  
Concave &  
Convex



NeoPlaster™  
GRG Interior  
Strong Fiber-  
glass enforced  
tape & mud in  
place

Zeament™  
Lite cement  
Exterior  
12 Finishes

StoneMold™  
11 Finishes  
Interior



**IPNP8016** 2-3/16" (5.6cm)  
Depth 1" 2.5cm

**IPCAS1033** 2-1/2" (6.3cm)  
Depth 3/4" 1.9cm

**IPCAS1042** 2-1/2" (6.3cm)  
Depth 11/16" 1.7cm

**IPCAS1028** 2-7/16" (6.2cm)  
Depth 5/8" 1.5cm

**IPCAS1034** 2-1/2" (6.3cm)  
Deep 9/16" 1.4cm

**IPCAS1044** 2-1/2" (6.3cm)  
Depth 11/16" 1.7cm

**IPCAS1029** 2-7/16" (6.2cm)  
Depth 5/8" 1.5cm

**IPCAS1035** 2-1/2" (6.3cm)  
Depth 9/16" 1.4cm

**IPCA1046** 2-1/2" (6.3cm)  
Depth 11/16" 1.7cm

**IPCAS1030** 2-1/2" (6.3cm)  
Depth 1" 2.5cm

**IPCAS1036** 2-1/2" (6.3cm)  
Depth 5/8" 1.5cm

**IPCAS1047** 2-1/2" (6.3cm)  
Depth 11/16" 1.7cm

**IPCAS1031** 2-1/2" (6.3cm)  
Depth 9/16" 1.4cm

**IPCAS1037** 2-1/2" (6.3cm)  
Depth 9/16" 1.4cm

**IPWCA711**  
Wide 2-1/2" 6.3cm  
Depth 3/4" 1.9cm

**IPCAS1032** 2-1/2" (6.3cm)  
Depth 5/8" 1.5cm

**IPCAS1038** 2-1/2" (6.3cm)  
Depth 9/16" 1.4cm

**IPNP8001** 2-9/16" (6.5cm)  
Depth 13/16" 2.1cm

**IPWCR340** 2-1/2" (6.3cm)  
Depth 1-1/16" 2.7cm

**IPCAS1039** 2-1/2" (6.3cm)  
Depth 5/8" 1.5cm

**IPWCA701**  
Wide 2-3/4" 6.9cm  
Deep 3/4" (1.9cm)

**IPWCA710** 2-1/2" (6.35cm)  
Deep 3/4" 1.9cm

**IPCAS1040** 2-1/2" (6.3cm)  
Depth 9/16" 1.4cm

**IPCAS1045** 2-3/4" (6.9cm)  
Depth 13/16" 2cm

**IPCAS1041** 2-1/2" (6.3cm)  
Depth 5/8" 1.5cm

**IPCAS1048** 2-3/4" (6.9cm)  
Depth 5/8" 1.5cm

\* All prices & specs subject to change without notice, Final products & Measurements may vary from this brochure



**Imperial Productions®**

1-800-399-7585

Imperial Productions & Distribution Inc Toronto / New York

email sales@imperialproductions.com copyright 2016 MRDCI All Rights Reserved

Page 21

MAR-2019

# Smooth Casings: Straight, Arched or Curved

Martin Richards Design.  
COLLECTION


**IPCAS1049** 2-3/4" (6.9cm)

Depth  
3/4"  
1.9cm



**IPCAS1058** 3" (7.6cm)

Depth  
5/8"  
1.5cm



**IPCAS1064** 3-3/16" (8.1cm)

Depth  
5/8"  
1.5cm



**IPCAS1050** 2-3/4" (6.9cm)

Depth  
3/4"  
1.9cm



**IPCAS1059** 3" (7.6cm)

Depth  
5/8"  
1.5cm



**IPCAS1065** 3-3/16" (8.1cm)

Depth  
5/8"  
1.5cm



**IPCAS1051** 2-7/8" (7.3cm)

Depth  
11/16"  
1.7cm



**IPWCA1060** 3" (7.6cm)

Depth  
3/4"  
1.9cm



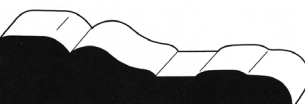
**IPWCA712** Deep 3/4" (1.9cm)

Wide  
3-1/4"  
8.2cm




**IPCAS1052** 2-7/8" (7.3cm)

Depth  
11/16"  
1.7cm



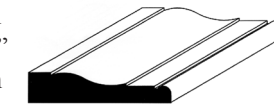
**IPCAS1061** 3" (7.6cm)

Depth  
3/4"  
1.9cm



**IPWM445** 3-1/4" (8.2cm)

Depth  
11/16"  
1.7cm



**IPCAS1053** 2-15/16" (7.4cm)

Depth  
13/16"  
2cm



**IPNP4331** Deep 1" (2.54cm)

Wide  
3"  
7.6cm




**IPWCA702**

Wide 3-1/4" 8.2cm  
Deep 3/4" (1.9cm)



**IPCAS1054** 3" (7.6cm)

Depth  
9/16"  
1.4cm




**IPNP4321** Deep 13/16" (2.1cm)

Wide  
3-1/8"  
8cm




**IPWM663** 3-1/4" (8.2cm)

Depth  
9/16"  
1.4cm



**IPCAS1055** 3" (7.6cm)

Deep  
3/8"  
.95cm



**IPNP4322** Deep 3/4" (1.9cm)

Wide  
3-1/8"  
8cm



**IPWM753** 3-1/4" (8.2cm)

Depth  
9/16"  
1.4cm




**IPCAS1056** 3" (7.6cm)

Deep  
3/8"  
.95cm



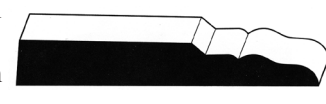
**IPCAS1062** 3-1/8" (7.9cm)

Depth  
1/2"  
1.2cm




**IPCAS1068** 3-1/4" (8.2cm)

Depth  
1/2"  
1.2cm



**IPCAS1057** 3" (7.6cm)

Depth  
5/8"  
1.5cm



**IPCAS1063** 3-1/8" (7.9cm)

Depth  
1/2"  
1.2cm



**IPWM713** 3-1/4" (8.2cm)

Depth  
9/16"  
1.4cm



## Materials

Hardwoods  
Poplar  
Oak, Maple  
Cherry  
Mahogany  
Pine(exterior)

ArchPolymer™  
Interior &  
Exterior an  
artificial wood  
resists rot,  
water, insects  
Primed White  
Straight

ResinMold®  
Interior &  
Exterior  
Stains Dark  
or Paint  
2 Grades:  
\*Premium  
\*Superwiggly  
Arches  
Custom made  
as per the  
radius  
Circles  
Curves  
Concave &  
Convex

NeoPlaster™  
GRG Interior  
Strong Fiber-  
glass enforced  
tape & mud in  
place

Zeament™  
Lite cement  
Exterior  
12 Finishes

StoneMold™  
11 Finishes  
Interior



\* All prices & specs subject to change without notice, Final products & Measurements may vary from this brochure



**Imperial Productions®**

1-800-399-7585

Imperial Productions & Distribution Inc Toronto / New York

email sales@imperialproductions.com copyright 2016 MRDCI All Rights Reserved

Page 22

MAR-2019



# Smooth Casings: Straight, Arched or Curved

Martin Richards Design.  
COLLECTION

## Materials

Hardwoods  
Poplar  
Oak, Maple  
Cherry  
Mahogany  
Pine(exterior)

ArchPolymer™  
Interior &  
Exterior an  
artificial wood  
resists rot,  
water, insects  
Primed White  
Straight


ResinMold®  
Interior &  
Exterior  
Stains Dark  
or Paint  
2 Grades:  
\*Premium

\*Superwiggly  
Arches  
Custom made  
as per the  
radius  
Circles  
Curves  
Concave &  
Convex



NeoPlaster™  
GRG Interior  
Strong Fiber-  
glass enforced  
tape & mud in  
place

Zeament™  
Lite cement  
Exterior  
12 Finishes



StoneMold™  
11 Finishes  
Interior



**IPCAS1071** 3-1/4" (8.2cm)  
Depth  
3/8"  
.9cm

**IPCAS1081** 3-1/4" (8.2cm)  
Depth  
5/8"  
1.5cm

**IPCAS1091** 3-1/4" (8.2cm)  
Depth  
9/16"  
1.4cm

**IPCAS1072** 3-1/4" (8.2cm)  
Depth  
1/2"  
1.2cm

**IPCAS1082** 3-1/4" (8.2cm)  
Depth  
9/16"  
1.4cm

**IPCAS1092** 3-1/4" (8.2cm)  
Depth  
11/16"  
1.7cm

**IPCAS1073** 3-1/4" (8.2cm)  
Depth  
9/16"  
1.4cm

**IPCAS1083** 3-1/4" (8.2cm)  
Depth  
9/16"  
1.4cm

**IPCAS1093** 3-1/4" (8.2cm)  
Depth  
1"  
2.5cm

**IPCAS1074** 3-1/4" (8.2cm)  
Depth  
9/16"  
1.4cm

**IPCAS1084** 3-1/4" (8.2cm)  
Depth  
5/8"  
1.5cm

**IPNP4304** 3-1/4" (8.2cm)  
Depth  
5/8"  
1.5cm

**IPCA1075** 3-1/4" (8.2cm)  
Depth  
1/2"  
1.2cm

**IPCAS1085** 3-1/4" (8.2cm)  
Depth  
5/8"  
1.5cm

**IPCAS1099** 3-5/16" (8.4cm)  
Deep  
5/8"  
1.5cm

**IPCAS1076** 3-1/4" (8.2cm)  
Depth  
11/16"  
1.7cm

**IPCAS1086** 3-1/4" (8.2cm)  
Depth  
9/16"  
1.4cm

**IPCAS1101** 3-3/8" (8.5cm)  
Depth  
11/16"  
1.7cm

**IPCAS1077** 3-1/4" (8.2cm)  
Depth  
11/16"  
1.7cm

**IPCAS1087** 3-1/4" (8.2cm)  
Depth  
9/16"  
1.4cm

**IPCAS1102** 3-3/8" (8.5cm)  
Depth  
11/16"  
1.7cm

**IPCAS1078** 3-1/4" (8.2cm)  
Depth  
11/16"  
1.7cm

**IPCAS1088** 3-1/4" (8.2cm)  
Depth  
13/16"  
2cm

**IPCAS1103** 3-3/8" (8.5cm)  
Depth  
9/16"  
1.4cm

**IPCAS1079** 3-1/4" (8.2cm)  
Depth  
11/16"  
1.7cm

**IPCAS1189** 3-1/4" (8.2cm)  
Depth  
5/8"  
1.5cm

**IPCAS1104** 3-3/8" (8.5cm)  
Depth  
11/16"  
1.7cm

**IPCAS1080** 3-1/4" (8.2cm)  
Depth  
5/8"  
1.5cm

**IPCAS1090** 3-1/4" (8.2cm)  
Depth  
9/16"  
1.4cm

**IPCAS1106** 3-7/16" (8.7cm)  
Depth  
1-1/16"  
2.7cm

\* All prices & specs subject to change without notice, Final products & Measurements may vary from this brochure



**Imperial Productions®**

1-800-399-7585

Imperial Productions & Distribution Inc Toronto / New York

email sales@imperialproductions.com copyright 2016 MRDCI All Rights Reserved

Page 23

MAR-2019

# Smooth Casings: Straight, Arched or Curved

Martin Richards Design.  
COLLECTION

## Materials

Hardwoods  
Poplar  
Oak, Maple  
Cherry  
Mahogany  
Pine(exterior)

ArchPolymer™  
Interior &  
Exterior an  
artificial wood  
resists rot,  
water, insects  
Primed White  
Straight

ResinMold®  
Interior &  
Exterior  
Stains Dark  
or Paint  
2 Grades:  
\*Premium  
\*Superwiggly  
Arches  
Custom made  
as per the  
radius  
Circles  
Curves  
Concave &  
Convex



NeoPlaster™  
GRG Interior  
Strong Fiber-  
glass enforced  
tape & mud in  
place

Zeament™  
Lite cement  
Exterior  
12 Finishes



StoneMold™  
11 Finishes  
Interior



**IPCAS1105** 3-7/16" (8.7cm)

Depth  
1"  
2.5cm



**IPCAS1118** 3-1/2" (8.8cm)

Depth  
13/16"  
2cm



**IPCAS1129** 3-1/2" (8.8cm)

Depth  
13/16"  
2cm



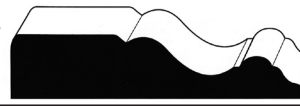
**IPCAS1109** 3-1/2" 8.89cm

Depth  
3/8"  
.9cm



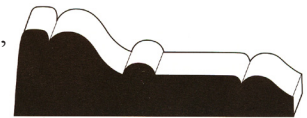
**IPCAS1119** 3-1/2" (8.8cm)

Depth  
13/16"  
2cm



**IPCAS1131** 3-1/2" (8.8cm)

Depth  
1-1/16"  
2.7cm



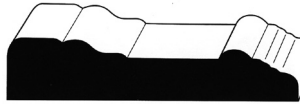
**IPCAS1107** 3-7/16" (8.7cm)

Depth  
5/8"  
1.5cm



**IPCAS1120** 3-1/2" (8.8cm)

Depth  
3/4"  
1.9cm



**IPCAS1133** 3-1/2" (8.8cm)

Depth  
11/16"  
1.7cm




**IPCAS1113** 3-1/2" (8.8cm)

Depth  
11/16"  
1.76cm




**IPCAS1121** 3-1/2" (8.8cm)

Depth  
1"  
2.5cm




**IPCAS1134** 3-1/2" (8.8cm)

Depth  
11/16"  
1.7cm



**IPCAS1114** 3-1/2" (8.8cm)

Depth  
3/4"  
1.9cm



**IPCAS1122** 3-1/2" (8.8cm)

Depth  
9/16"  
1.4cm



**IPCAS1135** 3-1/2" (8.8cm)

Depth  
1-1/16"  
2.7cm



**IPWCA730**

Wide 3-1/2"  
8.8cm  
Deep 3/4"  
(1.9cm)




**IPCAS1123** 3-1/2" (8.8cm)

Depth  
9/16"  
1.4cm




**IPCAS1136** 3-1/2" (8.8cm)

Depth  
3/4"  
1.9cm



**IPCAS1112** 3-1/2" (8.8cm)

Depth  
9/16"  
1.4cm



**IPCAS1124** 3-1/2" (8.8cm)

Depth  
5/8"  
1.5cm



**IPCAS1137** 3-1/2" (8.8cm)

Depth  
13/16"  
2cm



**IPCAS1115** 3-1/2" (8.8cm)

Depth  
9/16"  
1.4cm



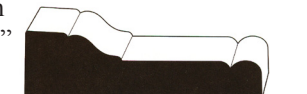
**IPCAS1126** 3-1/2" (8.8cm)

Depth  
11/16"  
1.7cm



**IPCAS1139** 3-1/2" (8.8cm)

Depth  
13/16"  
2cm



**IPCAS1116** 3-1/2" (8.8cm)

Depth  
11/16"  
1.7cm



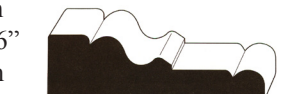
**IPCAS1127** 3-1/2" (8.8cm)

Depth  
3/4"  
1.9cm



**IPCAS1140** 3-1/2" (8.8cm)

Depth  
1-1/16"  
1.7cm



**IPCAS1117** 3-1/2" (8.8cm)

Depth  
13/16"  
2cm



**IPCAS1128** 3-1/2" (8.8cm)

Depth  
13/16"  
2cm



**IPCAS1141** 3-1/2" (8.8cm)

Depth  
3/4"  
1.9cm



\* All prices & specs subject to change without notice, Final products & Measurements may vary from this brochure



**Imperial Productions®**

1-800-399-7585

Imperial Productions & Distribution Inc Toronto / New York

email sales@imperialproductions.com copyright 2016 MRDCI All Rights Reserved

Page 24

MAR-2019



# Smooth Casings: Straight, Arched or Curved

Martin Richards Design.  
COLLECTION

## Materials

Hardwoods  
Poplar  
Oak, Maple  
Cherry  
Mahogany  
Pine(exterior)

ArchPolymer™  
Interior &  
Exterior an  
artificial wood  
resists rot,  
water, insects  
Primed White  
Straight

ResinMold®  
Interior &  
Exterior  
Stains Dark  
or Paint  
2 Grades:  
\*Premium  
\*Superwiggly  
Arches  
Custom made  
as per the  
radius  
Circles  
Curves  
Concave &  
Convex



NeoPlaster™  
GRG Interior  
Strong Fiber-  
glass enforced  
tape & mud in  
place

Zeament™  
Lite cement  
Exterior  
12 Finishes



StoneMold™  
11 Finishes  
Interior



**IPCAS1142** 3-1/2" (8.8cm)  
Depth  
3/4"  
1.9cm

**IPCAS1151** 4" (10cm)  
Depth  
1-1/16"  
2.7cm

**IPWM956WW**  
Wide 4-1/4" 10.7cm  
Deep 7/16" (1.1cm)

**IPCAS1143** 3-1/2" (8.8cm)  
Depth  
3/4"  
1.9cm

**IPCAS1152** 4" (10cm)  
Depth  
1-1/16"  
2.7cm

**IPCAS1170** 4-1/2" (11.4cm)  
Depth  
1"  
2.5cm

**IPCAS1144** 3-9/16" (9cm)  
Depth  
5/8"  
1.5cm

**IPCAS1154** 4" (10cm)  
Depth  
1-1/16"  
2.7cm

**IPCAS1171** 4-1/2" (11.4cm)  
Depth  
1"  
2.5cm

**IPCAS1145** 3-9/16" (9cm)  
Depth  
13/16"  
2cm

**IPCAS1155** 4-1/8" (10.4cm)  
Depth  
9/16"  
1.4cm

**IPCAS1172** 4-1/2" (11.4cm)  
Depth  
1"  
2.5cm

**IPCAS1146** 3-9/16" (9cm)  
Depth  
13/16"  
2cm

**IPCAS1156** 4-1/8" (10.4cm)  
Depth  
9/16"  
1.4cm

**IPCAS1173** 4-9/16" (11.6cm)  
Depth  
11/16"  
1.76cm

**IPCAS1148** 3-9/16" (9cm)  
Depth  
13/16"  
2cm

**IPCAS1157** 4-1/8" (10.4cm)  
Depth  
9/16"  
1.4cm

**IPCAS1174** 4-9/16" (11.6cm)  
Depth  
1-1/16"  
2.7cm

**IPCAS1149** 4" (10cm)  
Depth  
9/16"  
1.4cm

**IPCAS1158** 4-3/16" (10.4cm)  
Depth  
11/16"  
1.7cm

**IPCAS1176** 4-7/8" (12.3cm)  
Depth  
15/16"  
2.3cm

**IPNP4325** Deep 13/16" (1.58cm)  
Wide 4" 10.1cm

**IPCAS1159** 4-3/16" (10.4cm)  
Depth  
1-1/6"  
2.6cm

**IPJP2003** 5" (17.7cm)  
Depth  
3/4"  
1.9cm

**IPNP4333** Deep 13/16" (2.2cm)  
Wide 4" 10.1cm

**IPCAS1161** 4-1/4" (10.7cm)  
Depth  
9/16"  
1.4cm

**IPJP2006** 5" (17.7cm)  
Depth  
3/4"  
1.9cm

**IPCAS1150** 4" (10cm)  
Depth  
11/16"  
1.7cm

**IPCAS1162** 4-1/4" (10.7cm)  
Depth  
3/4"  
1.9cm

**IPJP2009** 5-1/4" (13.3cm)  
Depth  
2"  
5cm

**IPCAS1166** 4-1/4" (10.7cm)  
Depth  
1-1/16"  
2.6cm

\* All prices & specs subject to change without notice, Final products & Measurements may vary from this brochure



**Imperial Productions®**

1-800-399-7585

Imperial Productions & Distribution Inc Toronto / New York

email sales@imperialproductions.com copyright 2016 MRDCI All Rights Reserved

Page 25

MAR-2019

# Fluted Pilaster Casings: Straight, Arched or Curved

Martin Richards Design.  
COLLECTION

**IPCAS1095** 3-1/4" (8.2cm)  
Depth 9/16" 1.4cm

**IPCAS1097** 3-1/4" (8.2cm)  
Depth 5/8" 1.5cm

**IPCAS1098** 3-1/4" (8.2cm)  
Depth 5/8" 1.5cm

**IPJP2000** 3-1/4" (8.2cm)  
Depth 3/4" (1.9cm)  
Length 12Ft 3.65m

**IPJP2001** 3-1/4" (8.2cm)  
Depth 3/4" 1.9cm

**IPCAS1100** 3-5/16" (8.4cm)  
Depth 5/8" 1.5cm

**IPCAS1110** 3-1/2" (8.4cm)  
Depth 1/2" 1.2cm

**IPWCA720**  
Wide 3-1/4" 8.2cm Deep 3/4" 1.9cm

**IPWCA721**  
Wide 4" 10.1cm Deep 3/4" 1.9cm



**IPWCA900**

Wide 4" 10cm Deep 3/4" 1.9cm

**IPNP4335** Deep 13/16" (2cm)  
Wide: 4-1/2" (11.4cm)  
Long 8 Feet 2.43m

**IPJP2007**  
Wide 5" (12.7cm) Deep 3/4" (1.9cm) Long 12Ft (3.6m)

**IPJP2008** Deep 1" (2.5cm)  
Wide 1" 2.5cm Long 12Ft (3.6m)

**IPNP4336** Deep 13/16" (2cm)  
Wide 13/16" 2cm Long 8 Feet 2.43m

## Super Wiggly ResinMold®



**IPK1001**  
Wide 5-1/4" 13.3cm Deep 1" 2.54cm

**IPJP2010** Deep 1-1/8" (2.8cm)  
Wide 5-3/4" 14.6cm

**IPWCA901**  
Wide 6" 15.2cm Deep 3/4" 1.9cm

**IPK1002**  
Wide 7-1/4" 18.4cm Deep 1" 2.54cm

**IPJP2011** Deep 1-7/8" (4.7cm)  
Wide 9" 22.8cm

**IPJP2012** Deep 1-7/8" (4.7cm)  
Wide: 16-1/2" (41.9cm) Length: 9 Feet (2.74m)

\* All prices & specifications subject to change without notice, Final products & Measurements may vary from this brochure



Imperial Productions®

1-800-399-7585

Imperial Productions & Distribution Inc Toronto / New York

email sales@imperialproductions.com copyright 2016 MRDCI All Rights Reserved

Page 26

MAR-2019





Complete Collection for  
Straight Lengths, Curves and Arches

Hardwoods

ArchPolymer™

GRG-NeoPlaster™

Flexible ResinMold®



## How to Create Wall Boxes (Boiserie)


It is commonly felt that by adding details you make a space smaller. In fact, it is the opposite. By adding details, you create an illusion of greater space and wonderful interest.

### Proportions and Phi

By using the Golden number (1.618) as your guideline, you proportion your wall boxes. Let Phi be your guide, approximately (61.8%) on top, (38.2%) on the bottom under the chair-rail. To make it easy you can use 2/3rd & 1/3 ratio.

### Step 1: Planning

Select from the vast selection of panel molds and casings in this book. Pick a wider casing for chairrail and smaller panel molds for interior boxes. Do all the measuring with a pencil and spirit level before you install. Mark on the wall where the moulding will be placed. Get all your materials before you start.



### Step 2: Safety First

Use an electric probe to identify electric wires. When you install, do not puncture a wire. On inside walls you must also consider water pipes.



### Step 3: Planning & Layout for a Full Wall

Employ Phi to determine the proportion for the placement of the chair-rail. Measure from the bottom of the crown/frieze to the bottom of the baseboard ie. the full area for division. The baseboard becomes part of the lower box. Calculate the portions. Mark on the wall using the level where the chair rail will be. Install the chair-rail first to provide a point of reference for the boxes.



### Step 4: Install Method see page 211

Use the approved BASF adhesive and brad nailer to affix the pilasters and chair rail to the wall. Butt joint the moulding together. Do not use 45 degree cuts to join to pieces together. Place adhesive on the pieces that join together as well as the back side which gets attached to the wall.



Crown/Frieze IPNP4249 Page 171  
Chairrail: IPNP8001 Page 190  
Fluted Pilasters: Page 71  
Statues: IPNP4484 Page 209

### Step 5: Planning the Elements

Find the center of the wall and mark the spot. Apply a main applique and corners to the center of the top area of the wall.

Used here are from Page 189

Center IPNP4384 Corners IPNP4413

Straight Panel Mold IPNP4300



### Step 6: Planning & Layout for Boxes

Draw out the boxes from the center point on the wall. The top of the box should be 2" (5cm) down from the bottom of the crown and chairrail. The panel mold that creates the boxes should be smaller than the Chair Rail. Allow 2" (5cm) between each box. For fast measuring, use the width of the spirit level to mark on the wall as your guide. Look at each wall section as if it is independent from the rest of the room. For example, rather than making one box under a window, divide it into 3 sections. The middle box should be larger.





### Step 7: Adding More Elements

Rosettes will be added to the radius corners see 188

### Step 8: Finishing Notes

Fill any gaps with Poly Spackling Compound and use a wet cloth to remove the excess. The Spackling does not crack as plaster would and should not sink as latex caulking will over time. It is sandable so that you can make it perfect before painting. The brad nails will leave little holes to be filled.

- Idea 1: Paint the bottom boxes one color (ie linen) and the top section another color for variance
- Idea 2: Paint the panel molds white and the background a different color than the wall
- Idea 3: The top boxes are ideal for framing paintings or they can be decorated with other colors.
- Idea 4: Inlay a damask wallpaper to give each box a pattern. Use a light color not to make it too heavy.
- Idea 5: A touch of gold paint makes a royal statement.



### What to do with the Back of the Stairs

Medallion applied to the back of the stairs  
IPNP1060 Page 129

Corners: IPNP4413  
Panel Mold IPNP4300  
Page 189



### Make a Medallion Look Bigger - Use an Expansion Ring



Medallions should be 40% larger than the light fixture. Remember they were intended as fire barriers to gas lights.

Make a medallion larger by adding an expansion ring and paint the ceiling between the ring and the medallion the same color as the medallion.

Rings: Page 138

### Terminating Crowns

1)  
**Corner Block**  
see page 173



2) **Modillion Blocks**  
Blocks: IPNP8110 Page 92  
egg/dart IPNP4257 Pg 167



Medallions & Ring Combo  
IPMEC1203  
Page 136



**Imperial Productions®**

1-800-399-7585

Imperial Productions & Distribution Inc Toronto / New York

email sales@imperialproductions.com copyright 2016 MRDCI All Rights Reserved

Page 29

MAR-2019





Pilaster IPPIL5012  
 ChairRail IPNP8100  
 Panel Mold IPNP4300  
 Corners IPNP4413  
 Header painted Gold IPNP4384  
 Rosettes IPNP4774  
 Crown Frieze Combo IPNP4294

**Stairs come alive with the Wainscoting Panels**

**Use the Golden number (1.618) (Phi) for proportions**



Below is applied panel mold to the drywall.  
 Boxes IPNP4324 (page 189)



Stairs are complex - start at the bottom and work your way up to the landing. Follow the baseboard as your guide to apply the boiserie. Once finished Paint the the desired color. By painting the bottom third Ivory, your upper paint color pops!



**Imperial Productions®**

1-800-399-7585

Imperial Productions & Distribution Inc Toronto / New York

email sales@imperialproductions.com copyright 2016 MRDCI All Rights Reserved

Page 30

MAR-2019



# Boiserie: Walls & Ceilings

## IPNP4324 Suite



1/2" (1.3cm)



Width  
15/16"  
2.3cm

### IPNP4324


Straight Lengths 94-1/4" (2.4m)

### IPNP4324-RES

ResinMold™ for  
Custom Radius Arches  
Curves & Circles

### IPNP4413

5-1/8" x 5-1/8"  
13cm x 13cm



**Design Tip:** To elongate a crown over a bulkhead add a Panel Mold to the bottom of the bulkhead and add decorative appliques - paint uniform color

## IPNP4309 Suite



11/16" (1.7cm)



Width  
2-1/16"  
5.2cm

**IPNP4309** Straight Lengths  
94-1/4" (2.4m)

### IPNP4317-RES

ResinMold™ Custom Radius  
Arches, Circles, Curves

### IPNP4386

10" x 10"  
25.4 x 25.4cm



### IPNP4400

14-15/16" x 4-5/16"  
38cm x 11cm

## IPNP4300 Suite

### IPNP4300

Straight Lengths  
94-1/4" (2.4m)  
Width 1-9/16" (4cm)

### IPNP4413

Corner  
7-7/8" x 7-7/8"  
20cm x 20cm




### IPNP4300-RES ResinMold™

Custom Radius Arches, Curves, Circles



### IPNP4384 Header

Width 25-9/16" (65cm)  
Height 9-1/16" (23cm)



**To Create a Mirror**  
Paint the back of the  
panel molds black  
and use silicone to  
adhere to a mirror



### IPNP4387

Corner  
10" x 10"  
25.4cm x  
25.4cm

## IPNP4317 Suite



### IPNP4407

6-1/8" x 6-1/8"  
15.5cm x 15.5cm



### IPNP4317

Straight Lengths  
94-1/4" (2.4m)  
Width 1-5/8" (4cm)  
Depth 9/16" (1.5cm)

### IPNP4401

8-1/4" x 8-1/4"  
21cm x 21cm



### IPNP4402

8" x 8"  
20.3 x 20.3cm



### IPNP4404

9-1/4" x 4-5/16"  
23.5cm x 23.5cm

### IPNP4317-RES

ResinMold™  
Custom Radius  
Arches, Circles, Curves

### IPNP4410

9-1/16" x 9-1/16"  
23cm x 23cm



## IPNP4105 Suite



**IPNP4105** 94-1/4" (2.4m)  
Width 1-11/16" (4.3cm) Depth 1-1/16"  
2.8cm

### IPNP4350

8-7/8" x 8-7/8"  
22.5cm x 22.5cm



### IPNP4105-RESSW

ResinMold™ (arches, Curves, Circles)

\* All prices & specifications subject to change without notice, Final products & Measurements may vary from this brochure



Imperial Productions®

1-800-399-7585


Imperial Productions & Distribution Inc Toronto / New York

email sales@imperialproductions.com copyright 2016 MRDCI All Rights Reserved

Page 31

MAR-2019


**IPNP4136 Suite**




3/4" (1.9cm)  
Width 2-1/16" 5.2cm

**IPNP4136** Straight Lengths  
94-1/4" (2.4m)

**IPNP4136-RES**  
ResinMold™ Custom Radius  
Arches, Circles, Curves




**IPNP4366**  
10" x 10"  
25.4 x 25.4cm



**IPNP4363**  
10" x 10"  
25.4 x 25.4cm


**IPNP8001 Suite**




13/16" (2.1cm)  
Width 2-1/16" 6.5cm

**IPNP8001** Straight Lengths  
94-1/4" (2.4m)


**IPNP8001-RES**  
ResinMold™ Custom Radius  
Arches, Circles, Curves




**IPNP8014**  
Corner  
9-7/16" x 9-7/16"  
24x24cm




**IPNP4380**  
10-5/8" x 10-5/8"  
27cm x 27cm




**IPNP4383**  
10-5/8" x 10-5/8"  
27cm x 27cm




**IPNP4388** Header  
Length 39" (99cm)  
Height 13-1/4" (33.7cm)



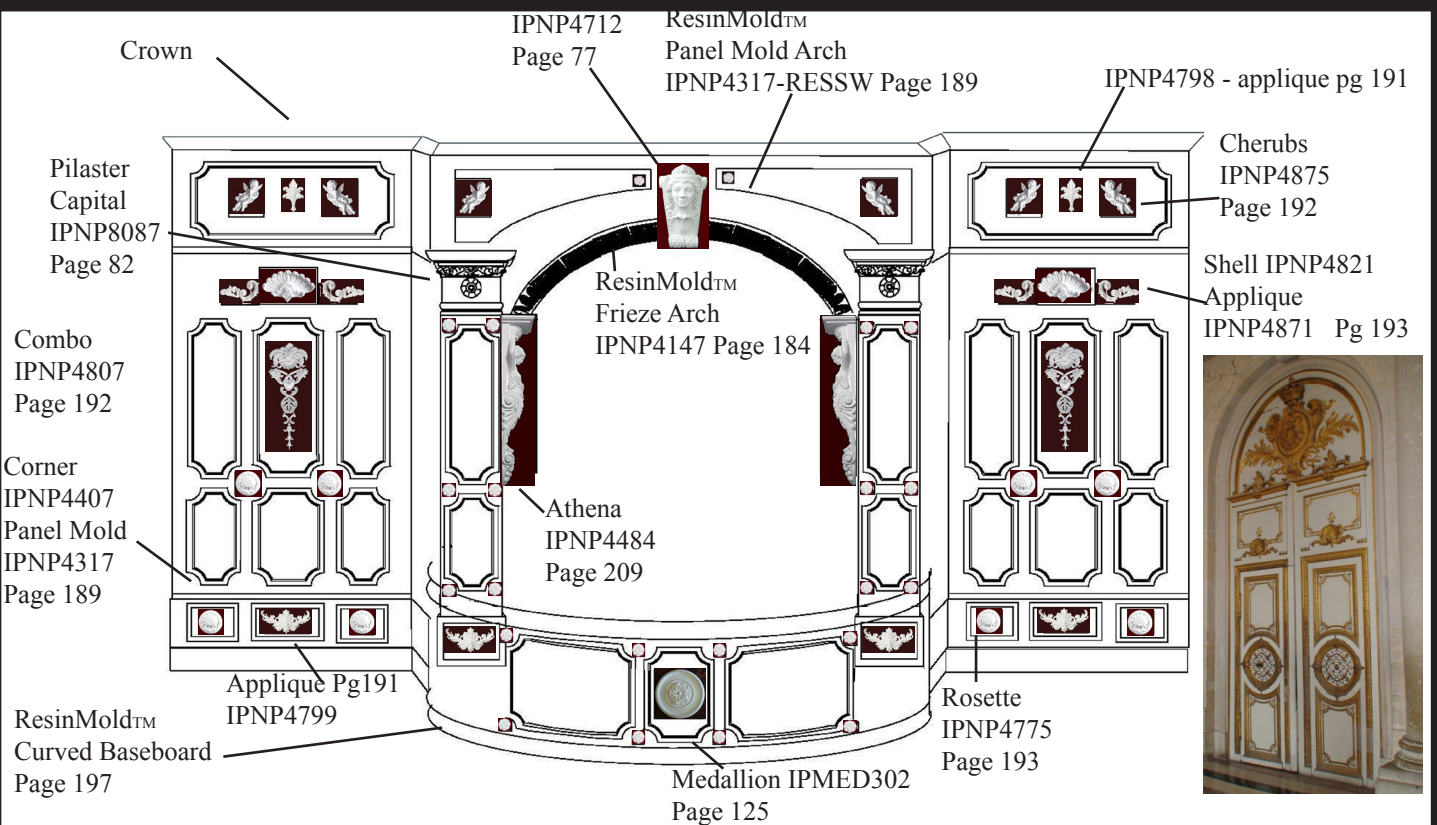
**Decorative Ideas**  
Add a rosette to the concave corner section



**IPCVA1021**  
Sides 8" (20cm)  
Depth 13/16" (2cm)



**Boiserie for Custom Design Stages, Movie Sets & Home Theatres**



\* All prices & specifications subject to change without notice, Final products & Measurements may vary from this brochure





# Smooth Panel Molds: Straight, Arched or Curved

Martin Richards Design.  
COLLECTION

## Materials

Hardwoods  
Poplar  
Oak, Maple  
Cherry  
Mahogany  
Pine(exterior)

ArchPolymer™  
Interior &  
Exterior an  
artificial wood  
resists rot,  
water, insects  
Primed White  
Straight

ResinMold™  
Interior &  
Exterior  
Stains Dark  
or Paint

2 Grades:  
\*Premium  
\*Superwiggly  
Arches  
Custom made  
as per the  
radius  
Circles  
Curves  
Concave &  
Convex



NeoPlaster™  
GRG Interior  
Strong Fiber-  
glass enforced  
tape & mud in  
place

Zeament™  
Lite cement  
Exterior  
12 Finishes

StoneMold™  
11 Finishes  
Interior



**IPCAS1000** 11/16" (1.7cm)  
Depth 3/8" .95cm

**IPCAS1002** 1-1/16" (2.7cm)  
Depth 3/8" .95cm

**IPKPM026** 1-5/8" (4.12cm)  
Depth 3/4" 1.9cm

**IPKPM032** 11/16" (1.7cm)  
Depth 3/8" .95cm

**IPKPM031** 1-1/2" (3.81cm)  
Depth 3/4" 1.9cm

**IPCAS1005** 1-3/4" (4.4cm)  
Depth 1/2" 1.27cm

**IPKPM033** 11/16" (1.7cm)  
Depth 7/16" 1.1cm

**IPKPM025** 1-1/4" (3.1cm)  
Depth 3/4" 1.9cm

**IPKPM027** 2-1/4" (5.68cm)  
Depth 1-1/4" 3.17cm

**IPKPM001** Wide 3/4" (1.9cm)  
Depth 3/8" .95cm

**IPKPM010** 1-1/4" (3.1cm)  
Depth 7/16" 1.12cm

**IPJP5005** 2-3/4" (6.9cm)  
Depth 1-1/2" 3.8cm

**IPKPM004** 3/4" 1.9cm  
Depth 7/16" 1.12cm

**IPCAS1003** 1-1/4" (3.1cm)  
Depth 7/16" 1.2cm

**IPJP5006** 2-3/4" (6.9cm)  
Depth 9/16" 1.5cm

**IPKPM024** 3/4" (1.9cm)  
Depth 1/2" 1.27cm

**IPCAS1006** 1-5/16" (3.3cm)  
Depth 1-5/16" 3.34cm

**IPKPM030** Diagonal 1-7/8" (4.76cm)  
Cutout 3/4" (1.9cm) | Flange 1/4" (.6cm)

**IPKPM009** 7/8" (2.2cm)  
Depth 1/2" 1.27cm

**IPCAS1001** 1-3/8" (3.4cm)  
Depth 7/16" 1.12cm

**IPKPM028** Deep 1/2" 1.27cm  
Wide 7/8" (2.2cm)  
Cutout 1/4"x1/4" .63cm

**IPKPM034** 7/8" (2.2cm)  
Depth 1/2" 1.27cm

**IPKPM003** 1-1/4" (3.1cm)  
Depth 5/8" 1.58cm

**IPKPM040** 1-5/8" (4.1cm)  
Depth 3/4" 1.9cm

**IPJP5004** Depth Wide 3/4" 1" 1.9cm 2.5cm

**IPCAS1000** 1-1/16" (2.7cm)  
Depth 7/16" 1.12cm

**IPKPM005** 1-1/16" (2.7cm)  
Depth 7/16" 1.12cm

Martin Richards Design.  
COLLECTION

\* All prices & specs subject to change without notice, Final products & Measurements may vary from this brochure



Imperial Productions®

1-800-399-7585

Imperial Productions & Distribution Inc Toronto / New York

email sales@imperialproductions.com copyright 2016 MRDCI All Rights Reserved

Page 33

MAR-2019

# Smooth Panel Molds: Straight, Arched or Curved

Martin Richards Design...  
COLLECTION

## Materials

Hardwoods  
Poplar  
Oak, Maple  
Cherry  
Mahogany  
Pine(exterior)

ArchPolymer™  
Interior &  
Exterior an  
artificial wood  
resists rot,  
water, insects  
Primed White  
Straight

ResinMold™  
Interior &  
Exterior  
Stains Dark  
or Paint

2 Grades:  
\*Premium  
\*Superwiggly  
Arches  
Custom made  
as per the  
radius  
Circles  
Curves  
Concave &  
Convex

NeoPlaster™  
GRG Interior  
Strong Fiber-  
glass enforced  
tape & mud in  
place

Zeament™  
Lite cement  
Exterior  
12 Finishes

StoneMold™  
11 Finishes  
Interior



**IPKPM020**

Wide 1-1/8" (2.85cm) Deep 13/16" (2.08cm)

**IPNP4137** Wide 1 (2.54cm) Deep 5/8" (1.6cm)

**Burlap**

**IPKPM006** Wide 1-1/4" (3cm) Deep 5/16" (.8cm)

**IPKPM007** Wide 1-5/8" (1.5cm) Deep 5/16" (.8cm)

**IPKPM022** Wide 2" (5cm) Deep 5/16" (.8cm)

**IPKPM008** Wide 1-1/4" (3.1cm) Deep 5/16" (.8cm)

**IPKPM023** Wide 1-5/8" (4cm) Deep 5/16" (.8cm)

**IPKPM029** 1-3/8" (3.4cm)

Cutout 1/2" x 1/4" (1.2x.63cm) Deep 13/16" (.48cm)

**IPWM89**

Wide 2-3/4" (6.9cm) Deep 1" (2.54cm)

**Half Round**

**IPWIN91351** Wide 3/16" (.2cm) Deep 3/32" (.23cm)

**IPWIN91353** Wide 1/4" (.63cm) Deep 1/8" (.31cm)

**IPWIN91355** Wide 3/8" (.95cm) Deep 3/16" (.48cm)

**IPWIN91357** Wide 1/2" (1.27cm) Deep 1/4" (.63cm)

**IPKPM021** Cutout 9/16" (1.4cm)

Wide 1-3/8" (3.49cm) Deep 1-1/8" (2.85cm)

**IPKPM041** 2-1/4" (5.7cm)

Deep 1-5/8" (4.12cm)

Cutout 3/4" x 7/16" => 1.9 x 1.1cm

**Corner Guard**

**IPCRN01** Wide 3/4" (1.9cm) Deep 3/4" (1.9cm)

**IPCRN02** Wide 1" (2.5cm) Deep 1" (2.5cm)

**IPCRN04** Wide 1" (2.5cm) Deep 1" (2.5cm)

**IPWM205** Wide 1-1/8" (2.8cm) Deep 1-1/8" (2.8cm)

**IPCRN03** Wide 1-1/4" (3cm) Deep 1-1/4" (3cm)

**IPJP5000** Deep 5/8" (1.58cm)

Wide 1-1/4" (3.1cm)

**1/2 Rope**

**IPWIN91405** 1/2" (1.27cm)

**IPWIN91409** 3/4" (1.9cm)



**IPWIN9981** Width 5/8" (1.5cm) Depth 3/8" (.95cm)

**IPWIN91174** Deep 1/2" (1.27cm)

Wide 1" (2.5cm)

**IPBAM61** Deep 3/8" (10cm)

Wide 3/4" (1.9cm)

**IPWM88** Wide 1-1/2" (3.81) x 3/4" (1.9cm)

**IPBAM81** Deep 1/4" (.63cm)

Wide 3/4" (1.9cm)

**IPWIN91668** Deep 1/4" (.63cm)

Wide 3/4" (1.9cm)

**IPBAM63** Deep 3/4" (1.9cm)

Wide 1-1/4" (3.2cm)

Maple  
B  
A  
M  
B  
O  
O



Imperial Productions®

1-800-399-7585

Imperial Productions & Distribution Inc Toronto / New York

email sales@imperialproductions.com copyright 2016 MRDCI All Rights Reserved

Page 34

MAR-2019



## IPBB1001

Wide  
1-5/8"  
4.12cm



## IPBB1000

Wide  
1-1/4"  
3.17cm




## IPBT600

Face after Join

Wide  
2-7/8"  
(7.3cm)

Deep 3/8"  
(.95cm)



## Half Rounds

**IPHR170** Wide 1/2" (1.27cm) x Deep 1/4" (.63cm)

**IPHR171** Wide 3/4" (1.9cm) x Deep 3/8" (.95cm)

**IPHR178** Wide 5/8" (1.58cm) x Deep 1-1/4" (3.17cm)

**IPHR172** Wide 1" (2.5cm) x Deep 1/2" (1.27cm)

**IPHR103** Wide 9/16" (1.42cm) x Deep 1-1/8" (2.85cm)

**IPHR177** Wide 1-5/8" (4.1cm) x Deep 13/16" (2.08cm)

**IPHR179** Wide 2" (5.08cm) x Deep 1" (2.54cm)

**IPHR101** Wide 2" (8.89cm) x Deep 1-1/2" (3.81cm)

**IPHR100** Wide 2-1/2" (6.35cm) x Deep 1-1/4" (3.17cm)

**IPHR173** Wide 3" (7.62cm) x Deep 1-1/2" (3.81cm)



## IPHR104

Wide 3-1/2" (8.89cm) Deep 1-3/4" (4.4cm)

## IPHR102

Wide 3-7/8" (9.84cm) x Deep 1-3/4"

## IPHR105

Wide 6" (15.24cm) x Deep 3" (7.62cm)



## BARRAIL



3-5/8"  
9.2cm  
Rise  
1-13/16"  
4.62cm  
1-1/4"  
3.175cm

## IPBR451

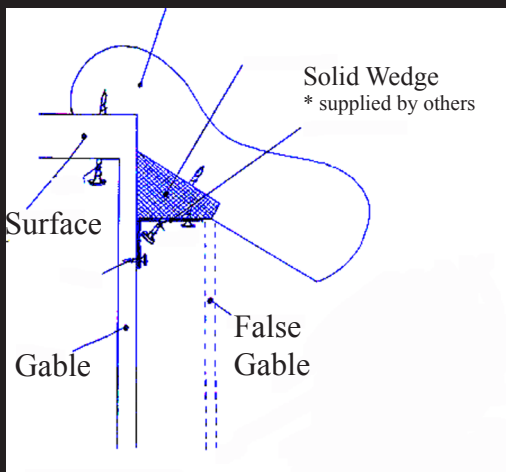
Knotty Pine (has knots)  
Red Oak  
Maple  
Cherry



5-5/16"  
13.5cm  
Rise  
2-3/4"  
6.985cm  
1-3/4"  
4.445cm

## IPBR450 Large

Knotty Pine (has knots)  
Red Oak, Maple, Cherry, Mahogany





Complete Collection for  
Straight Lengths, Curves and Arches

Hardwoods

ArchPolymer™

GRG-NeoPlaster™

ResinMold®







## Complete Collection for Straight Lengths, Curves and Arches

Hardwoods

ArchPolymer™

GRG-NeoPlaster™

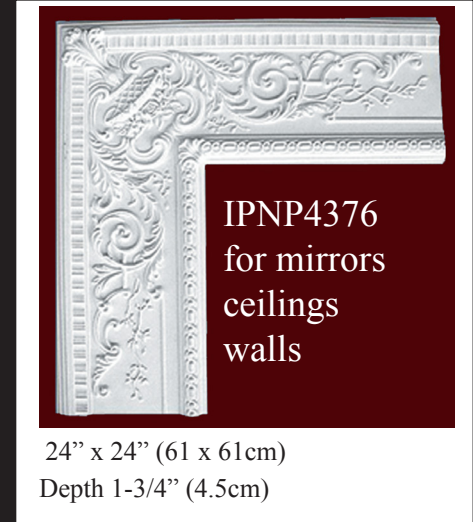
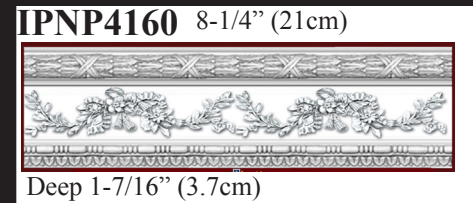

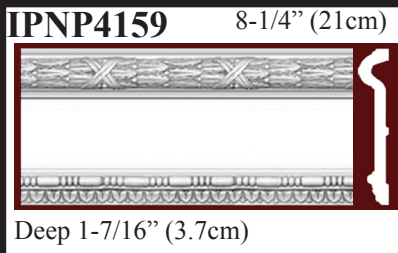
ResinMold®





# Frieze: Straight, Arched or Curved

Martin Richards Design.  
COLLECTION



**Design Tip: Create the Perfect Door Header**

IPNP4168 & IPNP4376 Insert is perfect for headers above door or windows. Extend the Frieze 1-1/2" past the top casing At each end of IPNP6168 do a 45 deg cut back to the wall

## CUSTOM RINCEAU

Architectural Element of Rinceau that is flexible to curve around a staircase stringer or exterior of building. Made from ResinMold™ it is impervious to water.



From Drawings to a Wood Carved Plug to ... Flexible molding to wrap outside of a staircase stringer or side of building



\* All prices & specifications subject to change without notice, Final products & Measurements may vary from this brochure



**Imperial Productions®**

1-800-399-7585

Imperial Productions & Distribution Inc Toronto / New York

email sales@imperialproductions.com copyright 2016 MRDCI All Rights Reserved

Page 38

MAR-2019





Complete Collection for  
Straight Lengths, Curves and Arches

Hardwoods

ArchPolymer™

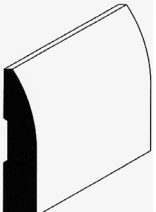
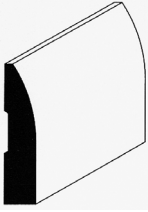
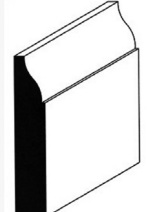
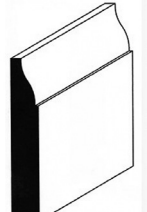
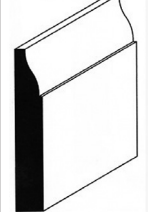
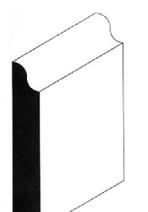
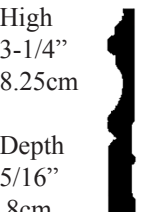




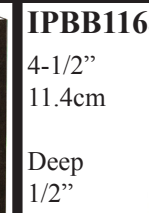
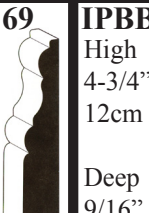



GRG-NeoPlaster™

Flexible ResinMold®



# Baseboards: Straight, Arched or Curved

Martin Richards Design..  
COLLECTION

<p><b>IPWM726</b></p>  <p>2-1/4" (5.7cm) Deep 1/2" (1cm)</p>	<p><b>IPWM714</b></p>  <p>3" (7.6cm) 9/16" (1.4cm)</p>	<p><b>IPWM724</b></p>  <p>3" (7.6 cm) 1/2" (1.2cm)</p>	<p><b>IPWM624</b></p>  <p>3" (7.6cm) 9/16" (1.4cm)</p>	<p><b>IPWM634</b></p>  <p>3" (7.6cm) 1/2" (1.2cm)</p>	<p><b>IPWM623</b></p>  <p>3-1/4" (8.2cm) 9/16" (1.4cm)</p>	<p><b>IPWM633</b></p>  <p>3-1/4" (8.2cm) 1/2" (1.2cm)</p>	<p><b>IPWM663</b></p>  <p>3-1/4" (8.2cm) 1/2" (1.2cm)</p>
<p><b>IPWM713</b></p>  <p>3-1/4" (8.2cm) 9/16" (1.4cm)</p>	<p><b>IPWM753</b></p>  <p>3-1/4" (8cm) 9/16" (1.4cm)</p>	<p><b>IPWM662</b></p>  <p>3-1/2" (8.9cm) 9/16" (1.4cm)</p>	<p><b>IPWBA540</b></p>  <p>High 3-1/4" (8.25cm) Depth 5/16" (8cm)</p>	<p><b>IPWBA500</b></p>  <p>3-1/2" (8.8cm) Depth 5/8" (1.5)</p>	<p><b>IPWBA550</b></p>  <p>3-1/2" (8.8cm) Depth 5/8" (1.5cm)</p>	<p><b>IPNP4303</b></p>  <p>High 3-1/2" (8.8cm) Depth 9/16" (1.4cm)</p>	
<p><b>IPCAS1156</b></p>  <p>4-1/8" (10.4cm) Depth 5/8" (1.5cm)</p>	<p><b>IPWBA510</b></p>  <p>High 4-1/4" (10cm) Deep 5/8" (1.5cm)</p>	<p><b>IPWM620</b></p>  <p>4-1/4" (10.7cm) 9/16" (1.4cm)</p>	<p><b>IPBB1160</b></p>  <p>4-1/4" (10.7cm) Deep 1/2" (1.2cm)</p>	<p><b>IPWBA850</b></p>  <p>4-1/4" (10.7cm) Depth 5/8" (1.5cm)</p>	<p><b>IPWBA501</b></p>  <p>4-1/4" (10.79cm) Deep 5/8" (1.58 cm)</p>		
<p><b>IPBB1164</b></p>  <p>4-1/4" (10.7cm) Deep 5/8" (1.5cm)</p>	<p><b>IPBB1168</b></p>  <p>4-1/2" (11.4cm) Deep 1/2" (3.6cm)</p>	<p><b>IPBB1169</b></p>  <p>High 4-1/2" (11.4cm) Deep 5/8" (1.5cm)</p>	<p><b>IPBB1175</b></p>  <p>High 4-3/4" (12cm) Deep 9/16" (1.4cm)</p>	<p><b>IPBB1177</b></p>  <p>High 5" (12.7cm) Deep 9/16" (1.4cm)</p>	<p><b>IPBB1178</b></p>  <p>High 5" (12.7cm) Deep 5/8" (1.5cm)</p>		
<p><b>IPBB1179</b></p>  <p>High 5-3/16" (13.1cm) Deep 9/16" (1.44cm)</p>	<p><b>IPBB1180</b></p>  <p>High 5-3/16" (13.1cm) Deep 7/16" (1.12cm)</p>	<p><b>IPBB1182</b></p>  <p>High 5-1/4" (13.3cm) Deep 9/16" (1.44cm)</p>	<p><b>IPBB1183</b></p>  <p>High 5-1/4" (13.3cm) Deep 9/16" (1.44cm)</p>	<p><b>IPBB1184</b></p>  <p>High 5-3/16" (13.1cm) Deep 9/16" (1.44cm)</p>	<p><b>IPBB1185</b></p>  <p>High 5-1/4" (13.3cm) Deep 1/2" (1.27cm)</p>		
<p><b>IPBB1186</b></p>  <p>High 5-1/4" (13.3cm) Deep 5/8" (1.58cm)</p>	<p><b>IPBB1181</b></p>  <p>High 5-3/16" (13.1cm) Deep 9/16" (1.44cm)</p>						

\* All prices & specifications subject to change without notice, Final products & Measurements may vary from this brochure



**Imperial Productions®**

1-800-399-7585








Imperial Productions & Distribution Inc Toronto / New York











email sales@imperialproductions.com copyright 2016 MRDCI All Rights Reserved








Page 40








MAR-2019



<b>IPBB1187</b> High 5-1/4" 13.3cm Deep 9/16" 1.4cm 	<b>IPBB1188</b> High 5-1/4" 13.3cm Deep 5/8" 1.58cm 	<b>IPBB1189</b> High 5-1/4" 13.3cm Deep 9/16" 1.44cm 	<b>IPBB1190</b> High 5-1/4" 13.3cm Deep 11/16" 1.76cm 	<b>IPBB1191</b> High 5-1/4" 13.3cm Deep 9/16" 1.4cm 	<b>IPBB1192</b> High 5-1/4" 13.3cm Deep 3/4" 1.9cm 	<b>IPBB1193</b> High 5-1/4" 13.3cm Deep 11/16" 1.76cm 
--	--	---	--	--	---	--

<b>IPWBA520</b> High 5-1/4" 13.3cm Deep 11/16" 1.76 cm  	<b>IPWBA530</b> High 5-1/4" 13.3cm Deep 5/8" 1.5cm 	<b>IPWBA502</b> High 5-1/4" 13.33cm Deep 5/8" 1.5cm  	<b>IPWBA511</b> High 5-1/4" 13.33cm Deep 5/8" 1.5cm  	<b>IPWBA870</b> High 5-1/4" 13.3cm Deep 11/16" 1.7cm 	<b>IPWBA851</b> High 5-1/4" 13.3cm Deep 11/16" 1.7cm 	<b>IPBB1194</b> High 5-7/16" 13.8cm Deep 9/16" 1.4cm 
--	---	---	---	---	---	---

<b>IPBB1195</b> High 5-1/2" 13.9cm Deep 11/16" 1.7cm 	<b>IPBB1196</b> High 5-1/2" 13.9cm Deep 11/16" 1.7cm 	<b>IPBB1197</b> High 5-1/2" 13.9cm Deep 3/4" 1.9cm 	<b>IPBB1198</b> High 5-1/2" 13.9cm Deep 11/16" 1.7cm 	<b>IPBB1199</b> High 6" 15.2cm Deep 11/16" 1.7cm 	<b>IPBB1200</b> High 6" 15.2cm Deep 11/16" 1.7cm 	<b>IPWBA853</b> High 6-1/4" 15.8cm Deep 11/16" 1.76cm 
--	--	--	--	--	--	---

<b>IPBB1201</b> High 6-1/2" 16.5cm Deep 9/16" 1.4cm 	<b>IPBB1202</b> High 6-1/2" 16.5cm Deep 11/16" 1.7cm 	<b>IPBB1203</b> High 6-11/16" 17cm Deep 11/16" 1.7cm 	<b>IPBB1204</b> High 7" 17.7cm Deep 9/16" 1.4cm 	<b>IPBB1205</b> High 7" 17.7cm Deep 9/16" 1.4cm 	<b>IPBB1206</b> High 7" 17.7cm Deep 11/16" 1.7cm 	<b>IPBB1207</b> High 7-1/4" 18.4cm Deep 1/2" 1.2cm 
--	---	---	--	--	---	---

**Design Tip:** Custom match of an existing baseboard in ResinMold™ for curved walls



\* All prices & specifications subject to change without notice, Final products & Measurements may vary from this brochure



**Imperial Productions®**

1-800-399-7585

Imperial Productions & Distribution Inc Toronto / New York

email sales@imperialproductions.com copyright 2016 MRDCI All Rights Reserved

Page 41

MAR-2019

**IPBB1208**

High  
7-1/4"  
18.4cm

Deep  
9/16"  
1.4cm



**IPBB1209**

High  
7-1/4"  
18.4cm

Deep  
11/16"  
1.7cm



**IPBB1210**

High  
7-1/4"  
18.4cm

Deep  
11/16"  
1.7cm



**IPBB1211**

High  
7-1/4"  
18.4cm

Deep  
11/16"  
1.7cm



**IPBB1212**

High  
7-1/4"  
18.4cm

Deep  
11/16"  
1.76cm



**IPBB1213**

High  
7-1/4"  
18.4cm

Deep  
3/4"  
1.9cm



**IPBB1214**

High  
7-1/4"  
18.4cm

Deep  
3/4"  
1.9cm



**IPBWA880**

High  
7-1/4"  
18.4cm

Deep  
11/16"  
1.7cm



**IPWBA503**

High  
7-1/4"  
18.4cm

Deep  
11/16"  
1.7cm



**IPWBA512**

High 7-1/4"  
18.4cm  
Deep 11/16"



**IPWBA521**

High  
7-1/4"  
18.4cm

Deep  
11/16"  
1.7cm



**IPWBA852**

High  
7-1/4"  
18.4cm

Deep  
11/16"  
1.7cm



**IPWBA855**

High  
8-1/2"  
21.5cm

Deep  
3/4"  
1.9cm



**Perfect  
for  
Curved  
Walls**



**IPWDDS603**  
1-1/4" wide x 5/16"  
3.175 x 2.4cm  
**IPWDDS604**  
1-5/8" wide x 5/16"  
4.127 x .8cm




**IPWDDS600**  
1-1/4" wide x 5/16" (3.17 x .8cm)  
**IPWDDS601**  
1-5/8" wide x 5/16" (4.12 x .8cm)

**IPWDDS602**  
1-1/2" wide x 1/2" (3.81 x 1.27cm)



**IPWDDS605**  
1-1/4" wide x 5/16" (2.4 x .8cm)



**IPQT150**  
1/4" x 1/4" (.6 x .6cm)

**IPQT153**  
3/8" x 1/2" (.95 x 1.2cm)

**IPQT154**  
7/16" x 5/8" (.953 x 1.2)

**IPQT169**  
5/8" x 5/8" (1.5 x 1.5cm)

**IPQT151**  
1/2" x 1/2" (1.2 x 1.2)

**IPQT157**  
1/2" x 11/16" (1.2 x 1.7)

**IPQT158**  
11/16" x 11/16" (1.7 x 1.7cm)

**IPQT152**  
3/4" x 3/4" (1.9 x 1.9)

**IPQT160**  
3" x 3" (4.4 x 4.4cm)



**IPQT159**  
1" x 1-3/4"  
2.5 x 4cm



**IPQT180**  
3/4" x 1/2" (1.9 x 1.27cm)

**IPNP9200**



High 8" (20.3cm)  
Deep 7/8" (2.2cm)



\* All prices specifications subject to change without notice, Final products & Measurements may vary from this brochure



**Imperial Productions®**

1-800-399-7585

Imperial Productions & Distribution Inc Toronto / New York

email sales@imperialproductions.com copyright 2016 MRDCI All Rights Reserved


Page 42

MAR-2019



# ResinMold® ... The solution to rim Arches and Curves

Select from Crowns, Casings, Panel Molds, and Baseboards. ResinMold™ is a flexible synaptic polymer for Arches / Curves / Circles. Great for Outside Use.



## Arches

- 1) Measure horizontal line at bottom of the arch (A to B)
- 2) Measure vertical height of the arch (C to D)
- 3) Measure Mid Rises C1 & C2
- 4) Are you doing both sides of the window or opening?
- 5) What Casing Profile do you want to order (page 177)
- 6) We will calculate how many feet are required

Idea: Add Rosettes to the underside of the arch



## Eyebrow Arch

- 1) Measure horizontal line at bottom of the eyebrow
- 2) Measure vertical height of the eyebrow
- 3) Measure mid rises (C1 & C2)
- 3) Casing for Inside & Outside of the Window ?
- 4) What Casing Profile do you want to order
- 5) We will calculate how many feet are required
- 6) Cut the desired length
- 7) Glue the back with BASF construction adhesive (page 211)
- 8) Use a construction airgun Nailer (Pinner) to attach
- 9) ResinMold™ is Primed Tan (Paint or Solid Stain)



ResinMold™ is available in two Grades

- 1) Premium Flexible but Stiff
- 2) Super Wiggly

Extremely Flexible  
Arches are made as per the radius provided  
Memory keeps the shape



## Circles for Windows or Medallion Rings

- 1) Rounds are actually two mirror image arches
- 2) Measure horizontal line in the middle of the circle
- 2) Measure vertical height of the top of the half circle
- 3) Casing for Inside & Outside of the window ?
- 4) What Profile do you want to order
- 5) We will calculate how many feet are required



## Curved Walls - Baseboards & 1/4 Round

- 1) Draw a sketch of the curved wall and measurements.
- 2) Fax or email us the drawing
- 3) Most baseboards and 1/4 Rounds can be made in ResinMold™ for your inside or outside applications.



Imperial Productions®

1-800-399-7585

Imperial Productions & Distribution Inc Toronto / New York

email sales@imperialproductions.com copyright 2016 MRDCI All Rights Reserved

MAR-2019