



Imperial Productions®



APR-21

Frieze & Rinceau



made from

Carved Hardwoods

ArchPolymer™

Fiberglass

GRG-NeoPlaster™

ResinMold®

Flexible ResinMold®

for Curves & Arches

use for Curved Staircase Stringers

Building Facades

Furniture

From Drawings to a

Wood Carved Plug

to ... Flexible molding to wrap

outside of a staircase stringer

or side of building



Imperial Productions®

1-800-399-7585 416-264-6096


Imperial Productions & Distribution Inc Toronto / New York

email sales@imperialproductions.com copyright 2016 MRDCI All Rights Reserved



IPJP9103	Height	2-5/8"	6.7cm
	Projection	5/8"	1.58cm
	Length	11 Feet	335.28cm
	ArchPolymerTM	94.20	70.65

ResinMold®
Curve / Arches
NeoPlaster-GRG



IPDD1007	Height	3-3/8"	8.57cm
	Projection	3/4"	1.9cm
	Length	8 Feet	2.43 meters
	ArchPolymerTM	406.53	79.89

ResinMold® for Curves & Arches
NeoPlaster-GRG



IPJP9100	Height	3"	7.6cm
	Projection	15/16"	2.4cm
	Length	12 Feet	365cm
	ArchPolymerTM	468.35	126.27

ResinMold® for Curves & Arches
NeoPlaster-GRG



IPFR1200	Height	3-1/2"	8.89cm
	Projection	1"	2.54cm
	Length	12 Feet	3.65 meter
	ArchPolymerTM	400.67	75.51

ResinMold® for Curves & Arches
NeoPlaster-GRG



IPJP9101	Height	3"	7.6cm
	Projection	5/8"	1.58cm
	Length	11FT-8"	355.6 cm
	ArchPolymerTM	409.80	82.35

ResinMold® for Curves & Arches
NeoPlaster-GRG



IPDD1011	Height	4-3/8"	11.11cm
	Projection	7/8"	2.2cm
	Length	10FT 10"	3.3 meters
	ArchPolymerTM	457.00	117.75

ResinMold® for Curves & Arches
NeoPlaster-GRG



IPNP4107	Height	3-3/16"	8.1cm
	Projection	1/2"	1.27cm
	Length	94-1/4"	239.4cm
	ArchPolymerTM	40.93	30.70

ResinMold®
Curve / Arch
NeoPlaster-GRG




IPDD1005	Height	4-5/8"	11.74cm
	Projection	1-15/16"	4.9cm
	Length	7Ft 9-1/4"	236.8cm
	ArchPolymerTM	419.83	89.87

ResinMold®
Curve / Arch
NeoPlaster-GRG




IPDD1004	Height	3-1/8"	7.9cm
	Projection	11/16"	1.76cm
	Length	12 Feet	365.7cm
	ArchPolymerTM	412.64	84.48

ResinMold®
Curve / Arch
NeoPlaster-GRG



IPDD1003	Height	4-11/16"	11.9cm
	Projection	1-3/4"	4.4cm
	Length	7 Feet 10"	2.39 meter
	ArchPolymerTM	422.79	92.09

ResinMold® for Curves & Arches
NeoPlaster-GRG



IPNP4121	Height	3-1/4"	8.3cm
	Projection	5/8"	1.58cm
	Length	94-1/2"	239.4cm
	ArchPolymerTM	44.29	33.22

ResinMold® for Curves & Arches
NeoPlaster-GRG



IPMLD807	Height	4-3/4"	12cm
	Projection	1"	2.5cm
	Length	84"	213.4cm
	ArchPolymerTM	413.47	85.10

ResinMold®
Curve / Arch
NeoPlaster-GRG





IPNP4123	Width	4-15/16"	12.5cm
	Projection	9/16"	14.4cm
	Length	94-1/4"	239.4cm
	Materials	List	Length
ResinMold® for Curves & Arches	ArchPolymer™	60.74	45.53
NeoPlaster-GRG			

IPDD1008	Width	6"	15.24cm
	Projection	13/16"	2cm
	Length	5 Feet	1.52 meters
	Materials	List	Length
ResinMold® for Curves & Arches	ArchPolymer™	65.99	49.49
NeoPlaster-GRG			

IPNP4122	Width	5"	12.7cm
	Projection	5/8"	15.8cm
	Length	94-1/4"	239.4cm
	Materials	List	Length
ResinMold® for Curves & Arches	ArchPolymer™	63.46	47.60
NeoPlaster-GRG			

IPDD1006	Width	6"	15.24cm
	Projection	3/4"	1.9cm
	Length	12 Feet	3.65 meter
	Materials	List	Length
ResinMold® for Curves & Arches	ArchPolymer™	145.10	108.83
NeoPlaster-GRG			

IPDD1001	Width	5"	12.7cm
	Projection	11/16"	1.76cm
	Length	12 Feet	3.65 meter
	Materials	List	Length
ResinMold® for Curves & Arches	ArchPolymer™	175.67	131.76
NeoPlaster-GRG			

IPDD1009	Width	6"	16.24cm
	Projection	3/4"	1.9cm
	Length	94-5/8"	240.34cm
	Materials	List	Length
ResinMold® for Curves & Arches	ArchPolymer™	110.23	82.67
NeoPlaster-GRG			

IPDD1016	Width	5"	12.7cm
	Projection	1"	2.54cm
	Length	12 Feet	3.65 meters
	Materials	List	Length
ResinMold® for Curves & Arches	ArchPolymer™	150.80	113.10
NeoPlaster-GRG			

IPDD1015	Width	6"	15.2cm
	Projection	1"	2.54cm
	Length	69"	175cm
	Materials	List	Length
ResinMold® for Curves & Arches	ArchPolymer™	82.37	61.78
NeoPlaster-GRG			

IPNP4103	Width	5-1/8"	13cm
	Projection	13/16"	2cm
	Length	94-1/2"	240cm
	Materials	List	Length
ResinMold® for Curves & Arches	ArchPolymer™	72.54	54.38
NeoPlaster-GRG			

IPDD1012	Width	6-1/4"	15.8cm
	Projection	1"	2.54cm
	Length	8 Feet	2.43 meters
	Materials	List	Length
ResinMold® for Curves & Arches	ArchPolymer™	132.69	99.52
NeoPlaster-GRG			

IPNP4167	Width	6"	15.2cm
	Projection	1-1/8"	2.9cm
	Length	94-1/4"	239.4cm
	Materials	List	Length
ResinMold® for Curves & Arches	ArchPolymer™	115.23	86.42
NeoPlaster-GRG			

IPNP4108	Width	6-5/16"	16cm
	Projection	2"	5cm
	Length	94-1/2"	240cm
	Materials	List	Length
ResinMold® for Curves & Arches	ArchPolymer™	130.09	97.57
NeoPlaster-GRG			



10-1220 Ellesmere Rd Toronto ON M1P 2X5 416-264-6096 1-800-399-7585

IPDD1014	Width	6-3/4"	17.14cm
	Projection	3/4"	1.9cm
	Length	12 Feet	3.65 meters
	ArchPolymer™	222.65	166.99

ResinMold®
Curves / Arches
NeoPlaster-GRG



IPMLD0803	Width	7-1/4"	18.4cm
	Projection	1"	2.5cm
	Length	84"	213.36cm
	ArchPolymer™	143.25	107.44

ResinMold® for Curves & Arches
NeoPlaster-GRG



IPMLD0806	Width	7"	17.8cm
	Projection	1"	2.5cm
	Length	84"	213.36cm
	ArchPolymer™	150.20	112.65

ResinMold® for Curves & Arches
NeoPlaster-GRG



IPMLD0804	Width	7-1/4"	18.4cm
	Projection	1"	2.5cm
	Length	84"	213.3cm
	ArchPolymer™	150.20	112.65

ResinMold® for Curves & Arches
NeoPlaster-GRG



IPNP4145	Width	7-1/16"	18cm
	Projection	1"	2.5cm
	Length	94-1/2"	240cm
	ArchPolymer™	55.34	41.50

ResinMold®
Curves/Arches
NeoPlaster-GRG



IPNP4157	Width	7-7/8"	20cm
	Projection	1-13/16"	3.5cm
	Length	94-1/2"	240cm
	ArchPolymer™	140.62	105.47

ResinMold® for Curves & Arches
NeoPlaster-GRG



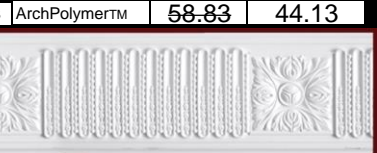
IPNP4153	Width	7-1/16"	18cm
	Projection	1"	2.54cm
	Length	94-1/2"	240cm
	ArchPolymer™	141.37	106.03

ResinMold® Curve/Arch
NeoPlaster-GRG



IPNP4158	Width	7-7/8"	20cm
	Projection	1-13/16"	3.5cm
	Length	94-1/2"	240cm
	Materials	List	Length

ResinMold® for Curves & Arches
NeoPlaster-GRG



IPNP4154	Width	7-1/16"	18cm
	Projection	1"	2.54cm
	Length	94-1/2"	240cm
	Materials	List	Length

ResinMold® for Curves & Arches
NeoPlaster-GRG



IPNP4161	Width	7-7/8"	20cm
	Projection	1-3/16"	3.5cm
	Length	94-1/2"	240cm
	ArchPolymer™	28.63	21.47

ResinMold® for Curves & Arches
NeoPlaster-GRG



IPNP4147	Width	7-1/16"	18cm
	Projection	1"	2.54cm
	Length	94-1/2"	240cm
	ArchPolymer™	58.90	44.18

ResinMold®
Curves/Arches
NeoPlaster-GRG



IPNP4117	Width	7-7/8"	20cm
	Projection	1-7/8"	4.7cm
	Length	94-1/2"	240cm
	ArchPolymer™	52.92	39.69

ResinMold®
curves & arches
NeoPlaster-GRG





IPFR1000	Width	8"	20.32cm
	Projection	1-3/4"	4.5cm
	Length	8 Feet	2.438 meter
	ArchPolymer™	308.86	231.65

ResinMold®
Curve/Arch
NeoPlaster-GRG



IPDD1010	Width	8"	20.3cm
	Projection	3/4"	1.9cm
	Length	95"	241.3cm
	ArchPolymer™	140.81	105.61

Curve / Arch
NeoPlaster-GRG



IPNP4160	Width	8-1/4"	21cm
	Projection	1-7/16"	3.7cm
	Length	94-1/2"	240cm
	ArchPolymer™	241.31	180.98

ResinMold® Curve/Arch
NeoPlaster-GRG



IPNP4159	Width	8-1/4"	21cm
	Projection	1-7/16"	3.7cm
	Length	94-1/2"	240cm
	ArchPolymer™	241.31	180.98

ResinMold®
Curve / Arch
NeoPlaster-GRG



IPDD1002	Width	8-1/2"	21.6cm
	Projection	1-3/8"	3.6cm
	Length	87"	221cm
	ArchPolymer™	127.17	95.38

ResinMold® Curve/Arch
NeoPlaster-GRG




IPMLD800	Width	8-1/2"	21.6cm
	Projection	1"	2.5cm
	Length	84"	213.4cm
	ArchPolymer™	142.26	106.69

ResinMold® for Curves & Arches
NeoPlaster-GRG



IPDD1000	Width	8-3/4"	22.2cm
	Projection	1-1/2"	3.8cm
	Length	11 FT 1"	3.37 meters
	ArchPolymer™	265.32	198.99

ResinMold® for Curves & Arches
NeoPlaster-GRG



IPNP4168	Width	9-3/8"	23.8cm
	Projection	1-3/4"	4.5cm
	Length	94-1/2"	240cm
	ArchPolymer™	81.94	61.46

ResinMold® Curve/Arch
NeoPlaster-GRG



IPNP4377	Width	9-3/8"	23.8cm
	Projection	1-3/4"	1.5cm
	Length	24"	61cm
	Materials	List	Each

ResinMold® for Curves & Arches
NeoPlaster-GRG



IPNP4377 Painted Gold insert for the Header



IPNP4376	Width	24" x 24"	61 x 61cm
	Projection	1-3/4"	4.5cm
	Materials	List	Each
	ArchPolymer™	50.05	37.53

NeoPlaster-GRG

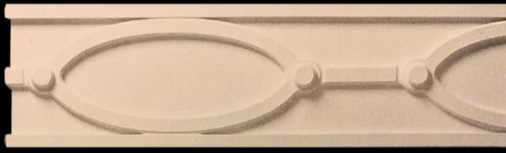
IPNP4376 Painted Gold
Corners for IPNP4168 Straight Lengths
Mirror Frames, Ceilings & Walls





IPDD1017	Width	9-3/4"	24.7cm
	Projection	1"	2.54cm
	Length	8 Feet	2.43 meters
	ArchPolymer™	156.02	117.01

ResinMold®
Curve / Arches
NeoPlaster-GRG



IPDD1019	Width	12-1/2"	31.75cm
	Projection	7/8"	2.2cm
	Length	11Ft 8-3/4"	3.57 meters
	ArchPolymer™	415.46	311.37

ResinMold® for Curves & Arches
NeoPlaster-GRG




IPMLD802	Width	10-1/2"	26.7cm
	Projection	1"	2.5cm
	Length	44"	111.8cm
	ArchPolymer™	277.29	207.97

ResinMold®
Curve / Arch
NeoPlaster-GRG



IPDD1018	Height	16"	40.6cm
	Projection	1-3/4"	4.5cm
	Length	12 Feet	3.65 meter
	ArchPolymer™	437.26	327.95

ResinMold®
Curve / Arch
NeoPlaster-GRG




IPMLD801	Width	11"	27.9cm
	Projection	1"	2.5cm
	Length	84"	213.36cm
	ArchPolymer™	187.93	140.95

ResinMold®
Curve / Arch
NeoPlaster-GRG



IPJP4500	Width	11-3/4"	28.2cm
	Projection	1-7/8"	4.76cm
	Length	10FT 10"	3.3 meters
	ArchPolymer™	236.81	177.61

ResinMold® for Curves & Arches
NeoPlaster-GRG



Imperial Productions

USE ABOVE DOORS & WINDOWS

IPDD1020	Width	12"	30.5cm
	Projection	2-1/4"	5.7cm
	Length	134"	340.4cm
	ArchPolymer™	391.12	293.34

ResinMold® for Curves & Arches
NeoPlaster-GRG



Imperial Productions

USE TO DECORATE BULKHEADS

ResinMold® for Curves & Arches



ResinMold® Flexible Moulding Fill in Forms Circle, Arches, Curves

ResinMold® is a synaptic polymer with memory.
There are 1000's of profiles for curves, arches and circles
Everyone of our Casing, Brickmold, Baseboards, Panel
Molds, Frieze can be made from ResinMold® It comes
primed ready to paint or stain with a gel stain.



Send us Tracing or photos for Moulding Matching



Arches are made as per the radius
Although it is flexible you cannot bend it in place
without it splitting over time
Measure the radius from the inside of the arch



Eye-brow Arches are made as per the radius
as well. You can order matching straight profiles
for vertical casing needs



Complex Crown arches require
special attention. Contact our
Sales department for guidance

Note:
Minimum Radius 3 x the Width



Imperial Productions®

1-800-399-7585

Imperial Productions & Distribution Inc Toronto / New York

MAR-21

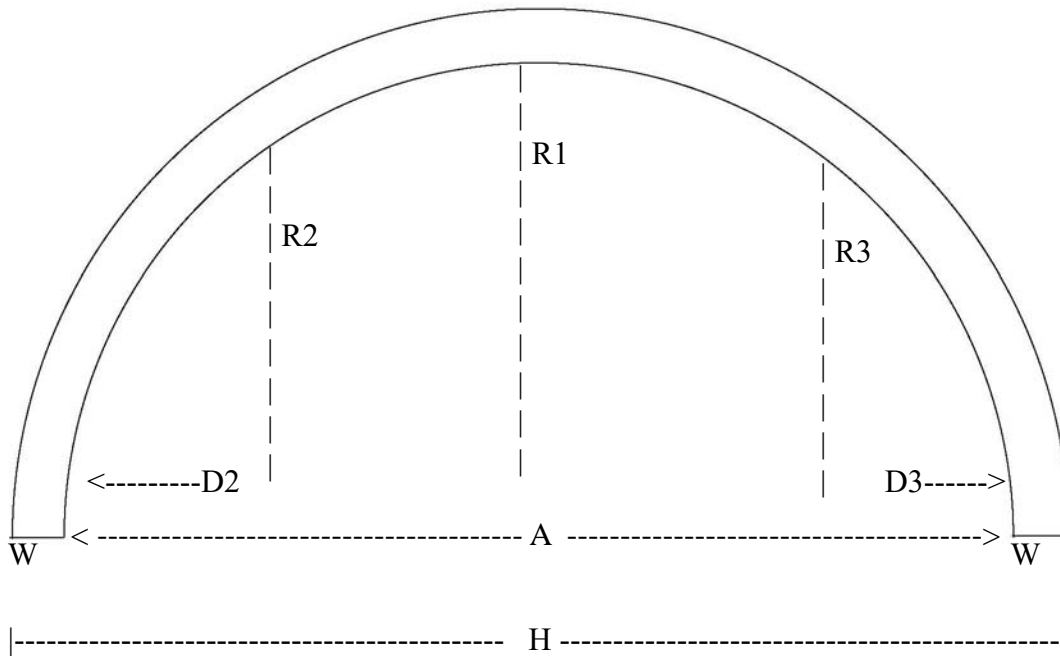
email sales@imperialproductions.com copyright 2016 MRDCI All Rights Reserved



ResinMold® Flexible Moulding

True Half Circle Arch

Elevation



A= Bottom Horizontal (Inside) _____ $A = H - (W \times 2)$

H= Outside Horizontal _____

R1= Mid Rise (Inside) _____

R2= Rise 1/4 way _____ D2= _____

R3= Rise 1/4 way _____ D3= _____

W = Width Casing

Orientation of Moulding (circle)

A) High on Left B) High on Right



How Many Arches: _____
Total Inside + Outside

Wood Grain or Smooth

Profile # _____

or Custom Match

PROJECT TAG:

COMPANY _____

NAME: _____

ADDRESS

EMAIL

PHONE



Imperial Productions®

1-800-399-7585

Imperial Productions & Distribution Inc Toronto / New York

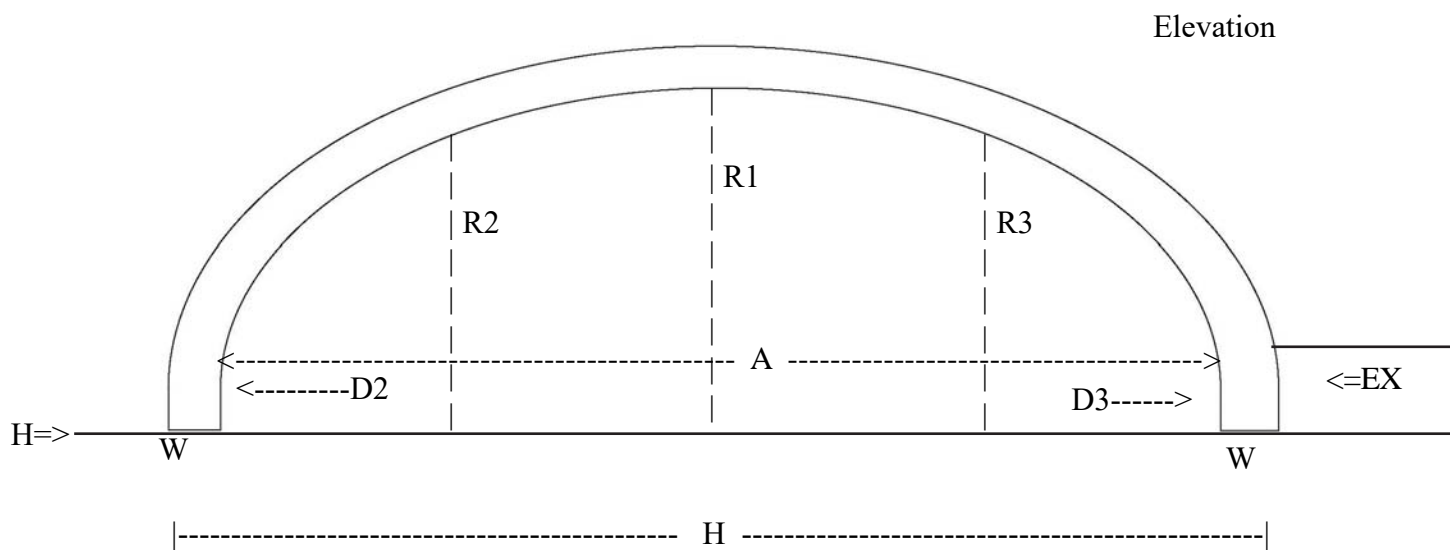
email sales@imperialproductions.com copyright 2016 MRDCI All Rights Reserved

MAR-21



ResinMold® Flexible Moulding

Eyebrow Arch Extended



Elevation

A= Bottom Horizontal (Inside) _____ Arch Ends

H= Door / Window Top Casing Width _____

Rises all from H Line

R1= Mid Rise (Inside) _____

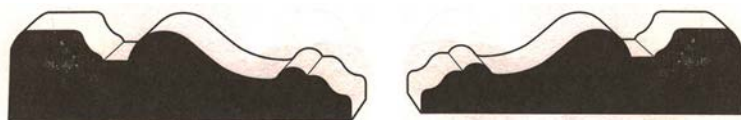
R2= Rise 1/4 way _____ D2= _____

R3= Rise 1/4 way _____ D3= _____

EX = Extension Height _____

Orientation of Moulding (circle)

A) High on Left B) High on Right



How Many Arches: _____

Total Inside + Outside

Wood Grain or Smooth

Profile # _____

or Custom Match

PROJECT TAG:

COMPANY _____

NAME: _____

ADDRESS

EMAIL

PHONE



Imperial Productions®

1-800-399-7585

Imperial Productions & Distribution Inc Toronto / New York

email sales@imperialproductions.com copyright 2016 MRDCI All Rights Reserved

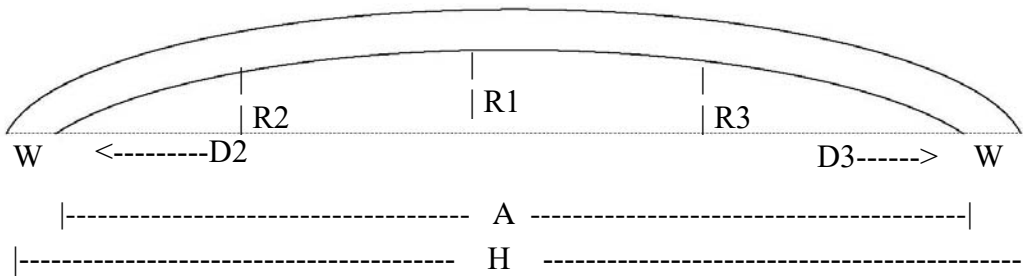
MAR-21



ResinMold® Flexible Moulding Eyebrow Arch



Elevation



A= Bottom Horizontal (Inside) _____

H= Door / Window Top Casing Width _____

R1= Mid Rise (Inside) _____

R2= Rise 1/4 way _____ D2= _____

R3= Rise 1/4 way _____ D3= _____

Orientation of Moulding (circle)

A) High on Left B High on Right



How Many Arches: _____
Total Inside + Outside

Wood Grain or Smooth

Profile # _____

or Custom Match

PROJECT TAG:

COMPANY _____

NAME: _____

ADDRESS

EMAIL

PHONE



Imperial Productions®

1-800-399-7585

Imperial Productions & Distribution Inc Toronto / New York

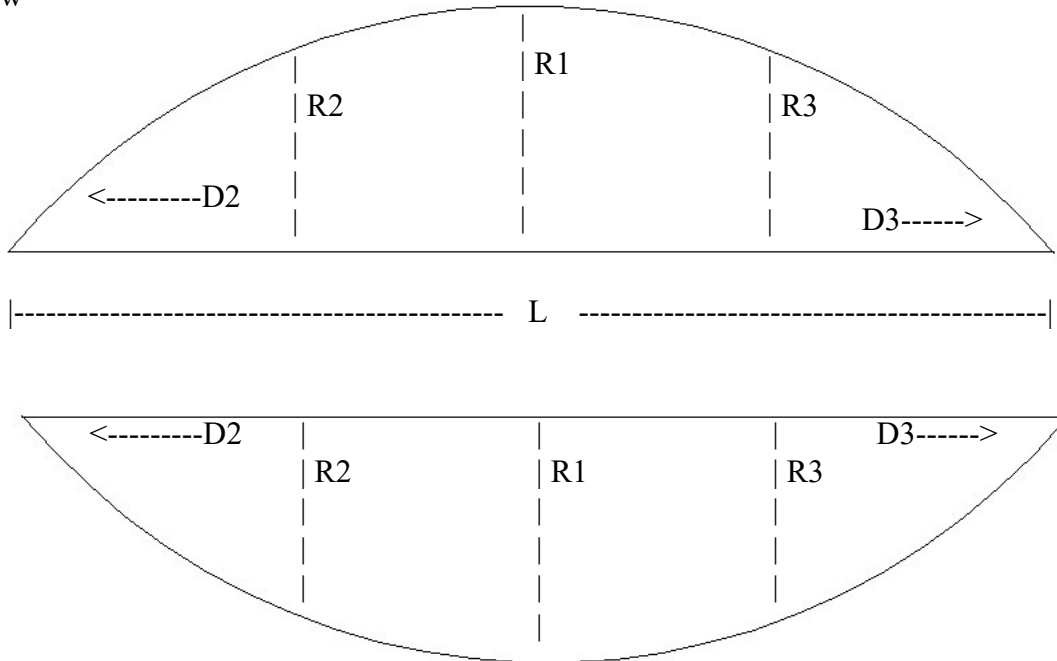
email sales@imperialproductions.com copyright 2016 MRDCI All Rights Reserved

MAR-21



ResinMold® Flexible Moulding Curved Wall for Baseboards, Crown

Plan View




L= Line Bottom Horizontal (Inside) _____

R1= Mid Concave (Inside) _____

R2= Concave 1/4 way _____ D2= _____

R3= Concave 1/4 way _____ D3= _____



How Many Curved Lengths

Wood Grain or Smooth

COMPANY _____ Name: _____

ADDRESS _____

EMAIL _____

PHONE _____

PROJECT TAG:



Imperial Productions®

1-800-399-7585

Imperial Productions & Distribution Inc Toronto / New York

email sales@imperialproductions.com copyright 2016 MRDCI All Rights Reserved

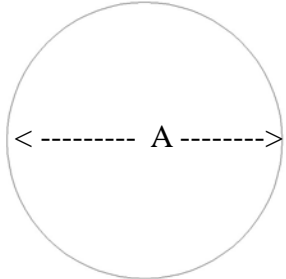
MAR-21



ResinMold® Flexible Moulding Circular Windows or Column Bases/Caps

Plan View

1) CIRCLE



Diameter A _____

or Circumference _____

of Circles _____

A= Diameter of Circle _____
Inside Diameter

or Circumference
Run a string and give us the length

How many Circles _____

Wood Grain or Smooth _____

COMPANY _____ Name: _____

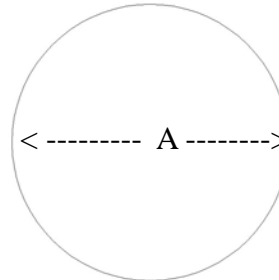
ADDRESS _____

EMAIL _____

PHONE _____

PROJECT TAG: _____

2) COLUMN BASE / CAP



A= Diameter of Column Shaft

Outside Diameter

or Circumference
Run a string and give us the length

How many Columns _____

Wood Grain or Smooth _____



Imperial Productions®

1-800-399-7585

Imperial Productions & Distribution Inc Toronto / New York

email sales@imperialproductions.com copyright 2016 MRDCI All Rights Reserved

MAR-21

ResinMold® Install Notes ... The solution to Trim Arches and Curves



1) Open the ResinMold®

Lay it out and allow it to warm up if cold. If made to a radius arch, it will form to the radius as the material has memory. Check the measurements as per your order.



2) Pre-Finishing

Do not prefinish the material prior to installation. The material may flex during installation and cause fractures in the finish.

3) Substrata Surface or Base

Since the material is flexible it will take the form of the base. If there are concave or convex bows in the base the material will follow these imperfections. Thus, the surfaces should be plum, clean, and even.

4) PreDetermine Placement or Layout

For angles, you can cut the material with any type of saw. Hold material firmly to table or fence when cutting.



5) Apply Adhesive

Use approved adhesive on back surface area.



6) Brad Nailer (do not use screws or nails)

When using a brad nailer try to affix them to indents or use the side of the moulding. They will sink into the material but may leave a small indentation which can be easy filled later.



Caution:

Use a probe for any hidden electrical wires or water pipes inside the wall before brad nailing.


7) Allow to Dry then Paint

Once dried apply polyspackling compound for gaps between the wall and the moulding or joins between pieces. The material is primed ready for paint or stain.



8) Paint or Stain

Once dried faux finish or paint



These notes are suggestions only - consult with a professional for installations of complex situations.



Imperial Productions®

1-800-399-7585

Imperial Productions & Distribution Inc Toronto / New York

email sales@imperialproductions.com copyright 2016 MRDCI All Rights Reserved

MAR-21

Stain & Post Catalytic Lacquer Finishes

Martin Richards Design
COLLECTION




Gold Foils

Finishes

- a) Gold Paint
- b) 22k Gold Foil
- c) 23k Gold Foil
- d) Silver



Real Metal on Wood, ArchPolymer™, GRG-NeoPlaster™ MDF ResinMold® Interior & Exterior Use



Custom Matching Service: Supply us with a sample for a match

Real Metal Applied to Flat Stock or Carvings, Columns & Mantels



Gun Metal Variations