



Imperial Productions®
Casings for Doors & Windows

Martin Richards Design™
COLLECTION



Complete Collection
for
Straight Lengths
Curves and Arches

Hardwoods
ArchPolymer™
GRG-NeoPlaster™
ResinMold®



Imperial Productions® 1-800-399-7585
Imperial Productions & Distribution Inc Toronto / New York
email sales@imperialproductions.com copyright 2016 MRDCI All Rights Reserved

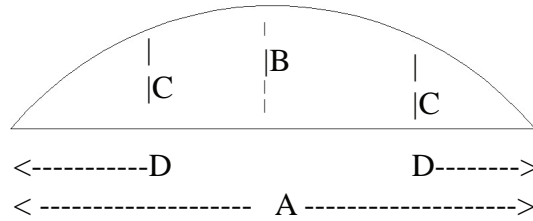
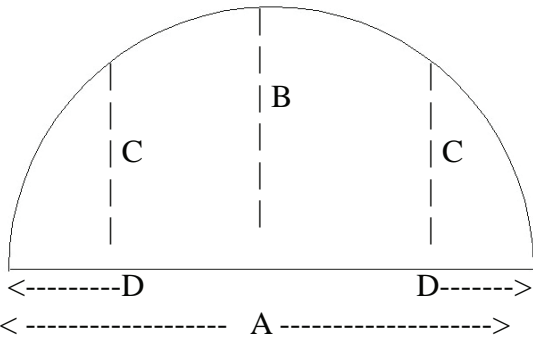
Page 1
MAR-2019

Profile # _____

EYEBROW ARCH



1) ARCH - True 1/2 Circle & Eyebrow
Elevation Drawing



Provide Inside Measurements

Horizontal A = _____ Center Rise B = _____ Mid Rise C1 = _____

D= Distance to Side from C _____ Number of Arches: _____ Mid Rise C2 = _____

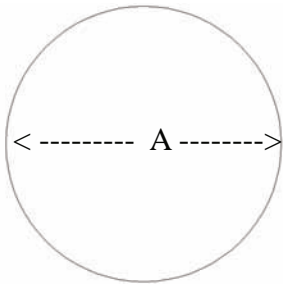
2) CIRCLE

Diameter A _____

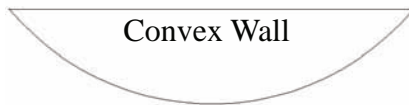
or Circumference _____

of Circles _____

Minimum Radius 3 times the width

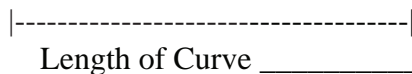


3) CURVED WALL Plan View Drawings



Convex Wall

A = Depth= _____

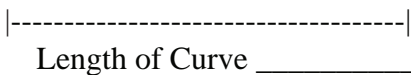


Length of Curve _____



Concave Wall

A = Depth= _____



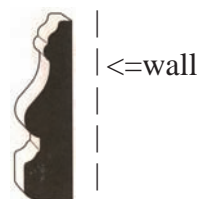
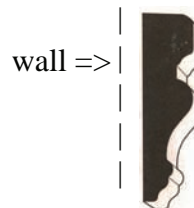
Length of Curve _____

4) STRAIGHT LENGTHS

Total Feet (Meters)

Required: _____

5) ORIENTATION circle one



Imperial Productions®

1-800-399-7585

Imperial Productions & Distribution Inc Toronto / New York

email sales@imperialproductions.com copyright 2016 MRDCI All Rights Reserved

Page 2

MAR-2019

Smooth Casings: Straight, Arched or Curved

Martin Richards Design
COLLECTION

Materials

Hardwoods
Poplar
Oak, Maple
Cherry
Mahogany
Pine(exterior)

ArchPolymer™
Interior &
Exterior an
artificial wood
resists rot,
water, insects
Primed White
Straight

ResinMold®
Interior &
Exterior

Stains Dark
or Paint
2 Grades:
*Premium
*Superwiggly
Arches
Custom made
as per the
radius
Circles
Curves
Concave &
Convex

NeoPlaster™
GRG Interior
Strong Fiber-
glass enforced
tape & mud in
place

Zeament™
Lite cement
Exterior
12 Finishes

StoneMold™
11 Finishes
Interior



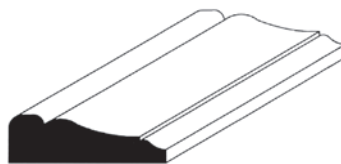
IPNP4308 Deep 15/16" (2.4cm)

Width
2"
5cm



IPWM442 Deep 11/16" (1.7cm)

Wide
2-1/4"
5.7cm



IPWCA740

Depth
3/8"
.95cm



Width
2-1/8"
5.3cm

IPCAS1008 2-3/16" (5.6cm)

Depth
16"
1.4cm



IPCAS1016 2-1/4" (5.7cm)

Depth
5/8"
1.5cm



IPCAS1010 2-3/16" (5.6cm)

Depth
5/8"
1.5cm



IPWCA700 2-1/4" 5.7cm

Depth
3/4"
1.9cm



IPCAS1018 2-1/4" (5.7cm)

Deep
1/2"
1.2cm



IPCAS1011 2-3/16" (5.6cm)

Depth
5/8"
1.5cm



IPCAS1017 2-1/4" (5.7cm)

Depth
1/2"
1.27cm



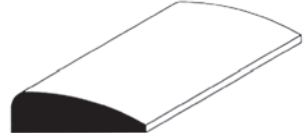
IPCAS1023 2-1/4" (5.7cm)

Deep
9/16"
1.4cm



IPWM327 Wide 2-1/4" (5.7cm)

Depth
11/16"
1.7cm



IPCAS1012 2-1/4" 5.7cm

Depth
5/16"
(2.4m)



IPCAS1024 2-1/4" (5.7cm)

Deep
3/4"
1.9cm



IPWM356 Wide 2-1/4" 5.7cm

Depth
11/16"
1.7cm



IPCAS1013 2-1/4" (5.7cm)

Depth
5/8"
1.5cm



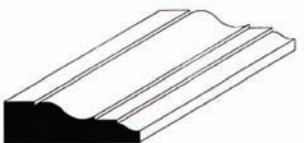
IPWCA1025 2-1/4" (5.7cm)

Depth
11/16"
1.7cm



IPWM366 Wide 2-1/4" (5.7cm)

Depth
11/16"
1.7cm



IPCAS1014 2-1/4" (5.7cm)

Depth
5/8"
1.58cm



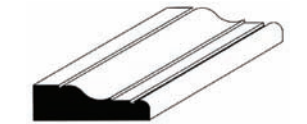
IPCAS1026 2-1/4" (5.7cm)

Deep
11/16"
1.7cm



IPWM376 Wide 2-1/4" 5.72cm

Depth
11/16"
1.7cm



IPCAS1022 2-1/4" (5.7cm)

Deep
9/16"
1.44cm



IPCAS1027 2-7/16" (6.2cm)

Deep
3/8"
.95cm



* All prices & specs subject to change without notice, Final products & Measurements may vary from this brochure



Imperial Productions®

1-800-399-7585

Imperial Productions & Distribution Inc Toronto / New York

email sales@imperialproductions.com copyright 2016 MRDCI All Rights Reserved

Page 03

MAR-2019

Smooth Casings: Straight, Arched or Curved

Martin Richards Design
COLLECTION

Materials

Hardwoods
Poplar
Oak, Maple
Cherry
Mahogany
Pine(exterior)

ArchPolymer™
Interior &
Exterior an
artificial wood
resists rot,
water, insects
Primed White
Straight

ResinMold®
Interior &
Exterior
Stains Dark
or Paint
2 Grades:
*Premium
*Superwiggly
Arches
Custom made
as per the
radius
Circles
Curves
Concave &
Convex



NeoPlaster™
GRG Interior
Strong Fiber-
glass enforced
tape & mud in
place

Zeament™
Lite cement
Exterior
12 Finishes

StoneMold™
11 Finishes
Interior



IPNP8016 2-3/16" (5.6cm)
Depth 1" 2.5cm

IPCAS1033 2-1/2" (6.3cm)
Depth 3/4" 1.9cm

IPCAS1042 2-1/2" (6.3cm)
Depth 11/16" 1.7cm

IPCAS1028 2-7/16" (6.2cm)
Depth 5/8" 1.5cm

IPCAS1034 2-1/2" (6.3cm)
Depth 9/16" 1.4cm

IPCAS1044 2-1/2" (6.3cm)
Depth 11/16" 1.7cm

IPCAS1029 2-7/16" (6.2cm)
Depth 5/8" 1.5cm

IPCAS1035 2-1/2" (6.3cm)
Depth 9/16" 1.4cm

IPCA1046 2-1/2" (6.3cm)
Depth 11/16" 1.7cm

IPCAS1030 2-1/2" (6.3cm)
Depth 1" 2.5cm

IPCAS1036 2-1/2" (6.3cm)
Depth 5/8" 1.5cm

IPCAS1047 2-1/2" (6.3cm)
Depth 11/16" 1.7cm

IPCAS1031 2-1/2" (6.3cm)
Depth 9/16" 1.4cm

IPCAS1037 2-1/2" (6.3cm)
Depth 9/16" 1.4cm

IPWCA711
Wide 2-1/2" 6.3cm
Depth 3/4" 1.9cm

IPCAS1032 2-1/2" (6.3cm)
Depth 5/8" 1.5cm

IPCAS1038 2-1/2" (6.3cm)
Depth 9/16" 1.4cm

IPNP8001 2-9/16" (6.5cm)
Depth 13/16" 2.1cm

IPWCR340 2-1/2" (6.3cm)
Depth 1-1/16" 2.7cm

IPCAS1039 2-1/2" (6.3cm)
Depth 5/8" 1.5cm

IPWCA701
Wide 2-3/4" 6.9cm
Deep 3/4" (1.9cm)

IPWCA710 2-1/2" (6.35cm)
Deep 3/4" 1.9cm

IPCAS1040 2-1/2" (6.3cm)
Depth 9/16" 1.4cm

IPCAS1045 2-3/4" (6.9cm)
Depth 13/16" 2cm

IPCAS1041 2-1/2" (6.3cm)
Depth 5/8" 1.5cm

IPCAS1048 2-3/4" (6.9cm)
Depth 5/8" 1.5cm

* All prices & specs subject to change without notice, Final products & Measurements may vary from this brochure



Imperial Productions®

1-800-399-7585

Imperial Productions & Distribution Inc Toronto / New York

email sales@imperialproductions.com copyright 2016 MRDCI All Rights Reserved

Page 21

MAR-2019

Smooth Casings: Straight, Arched or Curved

Martin Richards Design-
COLLECTION

Materials

Hardwoods
Poplar
Oak, Maple
Cherry
Mahogany
Pine (exterior)

ArchPolymer™
Interior &
Exterior an
artificial wood
resists rot,
water, insects
Primed White
Straight

ResinMold®
Interior &
Exterior
Stains Dark
or Paint
2 Grades:
*Premium
*Superwiggly
Arches
Custom made
as per the
radius
Circles
Curves
Concave &
Convex

NeoPlaster™
GRG Interior
Strong Fiber-
glass enforced
tape & mud in
place

Zeament™
Lite cement
Exterior
12 Finishes

StoneMold™
11 Finishes
Interior



IPCAS1049 2-3/4" (6.9cm)

Depth
3/4"
1.9cm



IPCAS1058 3" (7.6cm)

Depth
5/8"
1.5cm



IPCAS1064 3-3/16" (8.1cm)

Depth
5/8"
1.5cm



IPCAS1050 2-3/4" (6.9cm)

Depth
3/4"
1.9cm



IPCAS1059 3" (7.6cm)

Depth
5/8"
1.5cm



IPCAS1065 3-3/16" (8.1cm)

Depth
5/8"
1.5cm



IPCAS1051 2-7/8" (7.3cm)

Depth
11/16"
1.7cm



IPWCA1060 3" (7.6cm)

Depth
3/4"
1.9cm



IPWCA712 Deep 3/4" (1.9cm)

Wide
3-1/4"
8.2cm



IPCAS1052 2-7/8" (7.3cm)

Depth
11/16"
1.7cm



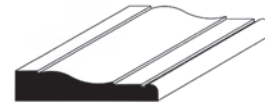
IPCAS1061 3" (7.6cm)

Depth
3/4"
1.9cm



IPWM445 3-1/4" (8.2cm)

Depth
11/16"
1.7cm



IPCAS1053 2-15/16" (7.4cm)

Depth
13/16"
2cm



IPNP4331 Deep 1" (2.54cm)

Wide
3"
7.6cm



IPWCA702

Wide 3-1/4" 8.2cm
Deep 3/4" (1.9cm)



IPCAS1054 3" (7.6cm)

Depth
9/16"
1.4cm



IPNP4321 Deep 13/16" (2.1cm)

Wide
3-1/8"
8cm



IPWM663 3-1/4" (8.2cm)

Depth
9/16"
1.4cm



IPCAS1055 3" (7.6cm)

Deep
3/8"
.95cm




IPNP4322 Deep 3/4" (1.9cm)

Wide
3-1/8"
8cm



IPWM753 3-1/4" (8.2cm)

Depth
9/16"
1.4cm



IPCAS1056 3" (7.6cm)

Deep
3/8"
.95cm



IPCAS1062 3-1/8" (7.9cm)

Depth
1/2"
1.2cm



IPCAS1068 3-1/4" (8.2cm)

Depth
1/2"
1.2cm



IPCAS1057 3" (7.6cm)

Depth
5/8"
1.5cm



IPCAS1063 3-1/8" (7.9cm)

Depth
1/2"
1.2cm



IPWM713 3-1/4" (8.2cm)

Depth
9/16"
1.4cm



* All prices & specs subject to change without notice, Final products & Measurements may vary from this brochure



Imperial Productions®

1-800-399-7585

Imperial Productions & Distribution Inc Toronto / New York

email sales@imperialproductions.com copyright 2016 MRDCI All Rights Reserved

Page 04

MAR-2019

Smooth Casings: Straight, Arched or Curved

Martin Richards Design.
COLLECTION

Materials

Hardwoods
Poplar
Oak, Maple
Cherry
Mahogany
Pine(exterior)

ArchPolymer™
Interior &
Exterior an
artificial wood
resists rot,
water, insects
Primed White
Straight

ResinMold®
Interior &
Exterior
Stains Dark
or Paint
2 Grades:
*Premium

*Superwiggly
Arches
Custom made
as per the
radius
Circles
Curves
Concave &
Convex



NeoPlaster™
GRG Interior
Strong Fiber-
glass enforced
tape & mud in
place

Zeament™
Lite cement
Exterior
12 Finishes



StoneMold™
11 Finishes
Interior



IPCAS1071 3-1/4" (8.2cm)
Depth
3/8"
.9cm

IPCAS1081 3-1/4" (8.2cm)
Depth
5/8"
1.5cm

IPCAS1091 3-1/4" (8.2cm)
Depth
9/16"
1.4cm

IPCAS1072 3-1/4" (8.2cm)
Depth
1/2"
1.2cm

IPCAS1082 3-1/4" (8.2cm)
Depth
9/16"
1.4cm

IPCAS1092 3-1/4" (8.2cm)
Depth
11/16"
1.7cm

IPCAS1073 3-1/4" (8.2cm)
Depth
9/16"
1.4cm

IPCAS1083 3-1/4" (8.2cm)
Depth
9/16"
1.4cm

IPCAS1093 3-1/4" (8.2cm)
Depth
1"
2.5cm

IPCAS1074 3-1/4" (8.2cm)
Depth
9/16"
1.4cm

IPCAS1084 3-1/4" (8.2cm)
Depth
5/8"
1.5cm

IPNP4304 3-1/4" (8.2cm)
Depth
5/8"
1.5cm

IPCA1075 3-1/4" (8.2cm)
Depth
1/2"
1.2cm

IPCAS1085 3-1/4" (8.2cm)
Depth
5/8"
1.5cm

IPCAS1099 3-5/16" (8.4cm)
Deep
5/8"
1.5cm

IPCAS1076 3-1/4" (8.2cm)
Depth
11/16"
1.7cm

IPCAS1086 3-1/4" (8.2cm)
Depth
9/16"
1.4cm

IPCAS1101 3-3/8" (8.5cm)
Depth
11/16"
1.7cm

IPCAS1077 3-1/4" (8.2cm)
Depth
11/16"
1.7cm

IPCAS1087 3-1/4" (8.2cm)
Depth
9/16"
1.4cm

IPCAS1102 3-3/8" (8.5cm)
Depth
11/16"
1.7cm

IPCAS1078 3-1/4" (8.2cm)
Depth
11/16"
1.7cm

IPCAS1088 3-1/4" (8.2cm)
Depth
13/16"
2cm

IPCAS1103 3-3/8" (8.5cm)
Depth
9/16"
1.4cm

IPCAS1079 3-1/4" (8.2cm)
Depth
11/16"
1.7cm

IPCAS1189 3-1/4" (8.2cm)
Depth
5/8"
1.5cm

IPCAS1104 3-3/8" (8.5cm)
Depth
11/16"
1.7cm

IPCAS1080 3-1/4" (8.2cm)
Depth
5/8"
1.5cm

IPCAS1090 3-1/4" (8.2cm)
Depth
9/16"
1.4cm

IPCAS1106 3-7/16" (8.7cm)
Depth
1-1/16"
2.7cm

* All prices & specs subject to change without notice, Final products & Measurements may vary from this brochure



Imperial Productions®

1-800-399-7585

Imperial Productions & Distribution Inc Toronto / New York

email sales@imperialproductions.com copyright 2016 MRDCI All Rights Reserved

Page 05

MAR-2019

Smooth Casings: Straight, Arched or Curved

Martin Richards Design.
COLLECTION

Materials

Hardwoods
Poplar
Oak, Maple
Cherry
Mahogany
Pine(exterior)

ArchPolymer™
Interior &
Exterior an
artificial wood
resists rot,
water, insects
Primed White
Straight

ResinMold®
Interior &
Exterior
Stains Dark
or Paint
2 Grades:
*Premium
*Superwiggly
Arches
Custom made
as per the
radius
Circles
Curves
Concave &
Convex



NeoPlaster™
GRG Interior
Strong Fiber-
glass enforced
tape & mud in
place

Zeament™
Lite cement
Exterior
12 Finishes



StoneMold™
11 Finishes
Interior



IPCAS1105 3-7/16" (8.7cm)

Depth
1"
2.5cm



IPCAS1118 3-1/2" (8.8cm)

Depth
13/16"
2cm



IPCAS1129 3-1/2" (8.8cm)

Depth
13/16"
2cm



IPCAS1109 3-1/2" 8.89cm

Depth
3/8"
.9cm



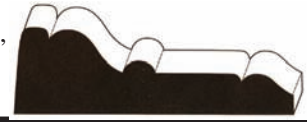
IPCAS1119 3-1/2" (8.8cm)

Depth
13/16"
2cm



IPCAS1131 3-1/2" (8.8cm)

Depth
1-1/16"
2.7cm



IPCAS1107 3-7/16" (8.7cm)

Depth
5/8"
1.5cm



IPCAS1120 3-1/2" (8.8cm)

Depth
3/4"
1.9cm



IPCAS1133 3-1/2" (8.8cm)

Depth
11/16"
1.7cm



IPCAS1113 3-1/2" (8.8cm)

Depth
11/16"
1.76cm



IPCAS1121 3-1/2" (8.8cm)

Depth
1"
2.5cm



IPCAS1134 3-1/2" (8.8cm)

Depth
11/16"
1.7cm



IPCAS1114 3-1/2" (8.8cm)

Depth
3/4"
1.9cm



IPCAS1122 3-1/2" (8.8cm)

Depth
9/16"
1.4cm



IPCAS1135 3-1/2" (8.8cm)

Depth
1-1/16"
2.7cm



IPWCA730

Wide Deep
3-1/2" 3/4"
8.8cm (1.9cm)



IPCAS1123 3-1/2" (8.8cm)

Depth
9/16"
1.4cm



IPCAS1136 3-1/2" (8.8cm)

Depth
3/4"
1.9cm



IPCAS1112 3-1/2" (8.8cm)

Depth
9/16"
1.4cm



IPCAS1124 3-1/2" (8.8cm)

Depth
5/8"
1.5cm



IPCAS1137 3-1/2" (8.8cm)

Depth
13/16"
2cm



IPCAS1115 3-1/2" (8.8cm)

Depth
9/16"
1.4cm



IPCAS1126 3-1/2" (8.8cm)

Depth
11/16"
1.7cm



IPCAS1139 3-1/2" (8.8cm)

Depth
13/16"
2cm



IPCAS1116 3-1/2" (8.8cm)

Depth
11/16"
1.7cm



IPCAS1127 3-1/2" (8.8cm)

Depth
3/4"
1.9cm



IPCAS1140 3-1/2" (8.8cm)

Depth
1-1/16"
1.7cm



IPCAS1117 3-1/2" (8.8cm)

Depth
13/16"
2cm



IPCAS1128 3-1/2" (8.8cm)

Depth
13/16"
2cm



IPCAS1141 3-1/2" (8.8cm)

Depth
3/4"
1.9cm



* All prices & specs subject to change without notice, Final products & Measurements may vary from this brochure



Imperial Productions®

1-800-399-7585

Imperial Productions & Distribution Inc Toronto / New York

email sales@imperialproductions.com copyright 2016 MRDCI All Rights Reserved

Page 06

MAR-2019

Smooth Casings: Straight, Arched or Curved

Martin Richards Design
COLLECTION

Materials

Hardwoods
Poplar
Oak, Maple
Cherry
Mahogany
Pine(exterior)

ArchPolymer™
Interior &
Exterior an
artificial wood
resists rot,
water, insects
Primed White
Straight

ResinMold®
Interior &
Exterior
Stains Dark
or Paint
2 Grades:
*Premium
*Superwiggly
Arches
Custom made
as per the
radius
Circles
Curves
Concave &
Convex



NeoPlaster™
GRG Interior
Strong Fiber-
glass enforced
tape & mud in
place

Zeament™
Lite cement
Exterior
12 Finishes



StoneMold™
11 Finishes
Interior



IPCAS1142 3-1/2" (8.8cm)
Depth 3/4" 1.9cm

IPCAS1151 4" (10cm)
Depth 1-1/16" 2.7cm

IPWM956WW
Wide 4-1/4" 10.7cm
Deep 7/16" (1.1cm)

IPCAS1143 3-1/2" (8.8cm)
Depth 3/4" 1.9cm

IPCAS1152 4" (10cm)
Depth 1-1/16" 2.7cm

IPCAS1170 4-1/2" (11.4cm)
Depth 1" 2.5cm

IPCAS1144 3-9/16" (9cm)
Depth 5/8" 1.5cm

IPCAS1154 4" (10cm)
Depth 1-1/16" 2.7cm

IPCAS1171 4-1/2" (11.4cm)
Depth 1" 2.5cm

IPCAS1145 3-9/16" (9cm)
Depth 13/16" 2cm

IPCAS1155 4-1/8" (10.4cm)
Depth 9/16" 1.4cm

IPCAS1172 4-1/2" (11.4cm)
Depth 1" 2.5cm

IPCAS1146 3-9/16" (9cm)
Depth 13/16" 2cm

IPCAS1156 4-1/8" (10.4cm)
Depth 9/16" 1.4cm

IPCAS1173 4-9/16" (11.6cm)
Depth 11/16" 1.76cm

IPCAS1148 3-9/16" (9cm)
Depth 13/16" 2cm

IPCAS1157 4-1/8" (10.4cm)
Depth 9/16" 1.4cm

IPCAS1174 4-9/16" (11.6cm)
Depth 1-1/16" 2.7cm

IPCAS1149 4" (10cm)
Depth 9/16" 1.4cm

IPCAS1158 4-3/16" (10.4cm)
Depth 11/16" 1.7cm

IPCAS1176 4-7/8" (12.3cm)
Depth 15/16" 2.3cm

IPNP4325 Deep 13/16" (1.58cm)
Wide 4" 10.1cm

IPCAS1159 4-3/16" (10.4cm)
Depth 1-1/6" 2.6cm

IPJP2003 5" (17.7cm)
Depth 3/4" 1.9cm

IPNP4333 Deep 13/16" (2.2cm)
Wide 4" 10.1cm

IPCAS1161 4-1/4" (10.7cm)
Depth 9/16" 1.4cm

IPJP2006 5" (17.7cm)
Depth 3/4" 1.9cm

IPCAS1150 4" (10cm)
Depth 11/16" 1.7cm

IPCAS1162 4-1/4" (10.7cm)
Depth 3/4" 1.9cm

IPJP2009 5-1/4" (13.3cm)
Depth 2" 5cm

* All prices & specs subject to change without notice, Final products & Measurements may vary from this brochure



Imperial Productions®

1-800-399-7585

Imperial Productions & Distribution Inc Toronto / New York

email sales@imperialproductions.com copyright 2016 MRDCI All Rights Reserved

Page 07

MAR-2019

Fluted Pilaster Casings: Straight, Arched or Curved

Martin Richards Design.
COLLECTION

IPCAS1095 3-1/4" (8.2cm)
Depth 9/16" 1.4cm

IPCAS1097 3-1/4" (8.2cm)
Depth 5/8" 1.5cm

IPCAS1098 3-1/4" (8.2cm)
Depth 5/8" 1.5cm

IPJP2000 3-1/4" (8.2cm)
Depth 3/4" (1.9cm)
Length 12Ft 3.65m

IPJP2001 3-1/4" (8.2cm)
Depth 3/4" 1.9cm

IPCAS1100 3-5/16" (8.4cm)
Depth 5/8" 1.5cm

IPCAS1110 3-1/2" (8.4cm)
Depth 1/2" 1.2cm

IPWCA720
Wide 3-1/4" 8.2cm Deep 3/4" 1.9cm

IPWCA721
Wide 4" 10.1cm Deep 3/4" 1.9cm

IPWCA900

Wide 4" 10cm Deep 3/4" 1.9cm

IPNP4335 Deep 13/16" (2cm)
Wide: 4-1/2" (11.4cm)
Long 8 Feet 2.43m

IPJP2007
Wide 5" (17.7cm) Deep 3/4" (1.9cm) Long 12Ft (3.6m)

IPJP2008 Deep 1" (2.5cm)
Wide 1" 2.5cm Long 12Ft (3.6m)

IPNP4336 Deep 13/16" (2cm)
Wide 13/16" 2cm Long 8 Feet 2.43m

IPK1001
Wide 5-1/4" 13.3cm Deep 1" 2.54cm

IPJP2010 Deep 1-1/8" (2.8cm)
Wide 5-3/4" 14.6cm

IPWCA901
Wide 6" 15.2cm Deep 3/4" 1.9cm

IPK1002
Wide 7-1/4" 18.4cm Deep 1" 2.54cm

IPJP2011 Deep 1-7/8" (4.7cm)
Wide 9" 22.8cm

IPJP2012 Deep 1-7/8" (4.7cm)
Wide: 16-1/2" (41.9cm) Length: 9 Feet (2.74m)

Super Wiggly ResinMold®



* All prices & specifications subject to change without notice, Final products & Measurements may vary from this brochure



Imperial Productions®

1-800-399-7585

Imperial Productions & Distribution Inc Toronto / New York

email sales@imperialproductions.com copyright 2016 MRDCI All Rights Reserved

Page 08

MAR-2019