



Doric Smooth

8 Feet (2.438 m)

Specify for Post Wraps around load bearing supports or stand alone columns as room dividers & entrances

Best Material for Exteriors:

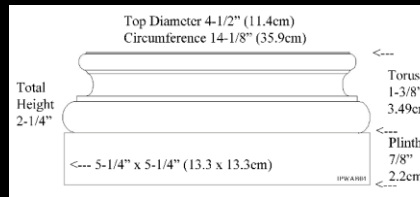
Load Bearing PolyComp™, FiberComp™ or Solid Core White Oak
Decorative: ArchPolymer™, 24 Hardwoods, Composites



IPC804P-DCAB	8 Feet 4" Tapered		
Interior Hardwood	List	Each	6 +
Poplar (Paint Grade)	569.32	426.99	341.59
Maple, Bass, Ash, Yellow Birch	967.84	725.88	580.70
Sap Maple	1053.23	789.93	631.94
Beech	1007.69	755.77	604.61
Alder	1104.47	828.35	662.68
Red Oak, African Mahogany	996.30	747.23	597.78
Cherry	1423.29	1067.47	853.97
Exterior Hardwood			
White Oak, White Pine, Cedar	1167.10	875.32	700.26
Knotty Pine	711.65	533.73	426.99
Clear Pine	967.84	725.88	580.70

ITEM D8-1

[click for Drawing / Order Form](#)



[click for Custom Smooth HW Form](#)



Total Height 8 Feet (96") (2.438m)
Smooth Tapered
Decorative Solid

Top of Shaft
O/D 3" (7.62cm)
I/D Solid

Bottom of Shaft
O/D 4" (10cm)

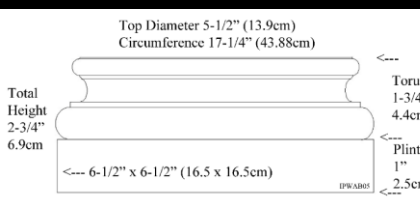
Options:
Split in Half / Wedged
Inside or Outside Corners

IPC804P-TCTB

IPC805P-DCAB	8 Feet 5" Tapered		
Interior Hardwood	List	Each	6 +
Poplar (Paint Grade)	226.97	170.23	136.18
Maple, Bass, Ash, Yellow Birch	385.86	289.39	231.51
Sap Maple	419.90	314.93	251.94
Beech	401.74	301.31	241.05
Alder	440.33	330.25	264.20
Red Oak, African Mahogany	397.20	297.90	238.32
Cherry	567.44	425.58	340.46
Exterior Hardwood			
White Oak, White Pine, Cedar	465.30	348.97	279.18
Knotty Pine	283.72	212.79	170.23
Clear Pine	385.86	289.39	231.51

ITEM D8-2

[click for Drawing / Order Form](#)



[click for Custom Smooth HW Form](#)



Total Height 8 Feet (96") (2.438m)
Smooth Tapered
Decorative Solid

Top of Shaft
O/D 4" (10cm)
I/D 1" (2.54cm)

Bottom of Shaft
O/D 5" (12.7cm)

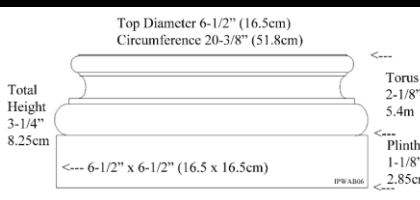
Options:
Split in Half / Wedged
Inside or Outside Corners

IPC805P-TCTB

IPC806P-DCAB	8 Feet 6" Tapered		
Interior Hardwood	List	Each	6 +
Poplar (Paint Grade)	777.48	583.11	466.49
Maple, Bass, Ash, Yellow Birch	1321.72	991.29	793.03
Sap Maple	1438.34	1078.75	863.00
Beech	1376.14	1032.10	825.68
Alder	1508.31	1131.23	904.99
Red Oak, African Mahogany	1360.59	1020.44	816.35
Cherry	1943.70	1457.78	1166.22
Exterior Hardwood			
White Oak, White Pine, Cedar	1593.83	1195.38	956.30
Knotty Pine	971.85	728.89	583.11
Clear Pine	1321.72	991.29	793.03

ITEM D8-3

[click for Drawing / Order Form](#)



[click for Custom Smooth HW Form](#)



Total Height 8 Feet (96") (2.438m)
Smooth Tapered
Decorative Solid

Top of Shaft
O/D 5" (12.7cm)
I/D 2" (5cm)

Bottom of Shaft
O/D 6" (15.24cm)

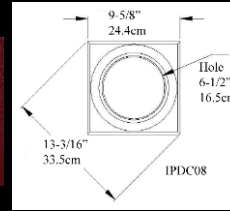
Options:
Split in Half / Wedged
Inside or Outside Corners

IPC806P-TCTB



IPTUS0808S-DCAB		8 Feet 7-5/8" Tapered		
FRP-FiberComp™	List	Each	6 +	
Whole	557.80	418.35	334.68	
Split for Post Wrap	708.85	531.64	425.31	
Split in Half (Pilaster)	708.85	531.64	425.31	
Cut to Height	52.94	39.70	31.76	
Split Kit	97.54	97.54	78.03	

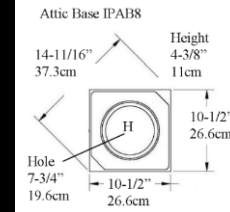
ITEM D8-4



Total Height
8 Feet (96") (2.438m)
Smooth Tapered
Centered Load 10,000lbs
Top of Shaft
O/D 6-1/4" (15.8cm)
I/D 5" (12.7cm)
Bottom of Shaft
O/D 7-5/8" (19.3cm)
Options:
Split in Half / Wedged
Inside or Outside Corners
IPTUS0808S-DCAB

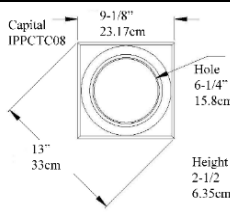
Custom Doric PDF Form
Composite

click for
Drawing/Order Form



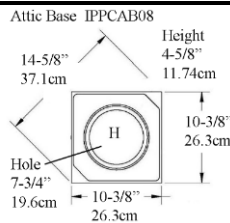
IPPC0808S-ABDC		8 Feet 7-5/8" Tapered		
FRP-PolyComp™	List	Each	6 +	
Whole	494.38	370.78	296.63	
Split in Half (Pilaster)	560.05	420.03	336.03	
Whole White Painted	785.84	589.38	471.51	
Split in Half White Painted	851.59	638.70	510.96	

ITEM D8-5



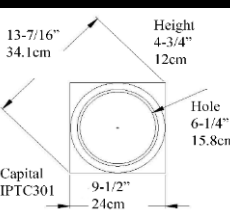
Total Height
8 Feet (96") (2.438m)
Smooth Tapered
Centered Load 10,000lbs
Top of Shaft
O/D 6-1/8" (15.5cm)
I/D 5-3/8" (13.6cm)
Bottom of Shaft
O/D 7-5/8" (19.3cm)
Options:
Split in Half / Wedged
Inside or Outside Corners
IPPC0808S-ABDC

click for
Drawing / Order Form



IPAP0808P-DCAB		8 Feet 8" Tapered		
ArchPolymer™	List	Each	6 +	
Split for Reassembly	602.99	452.24	361.79	
Load Bearing 4-1/2" Steel Post Inbedded	call for pricing			
Fire Rated in the Material	call for pricing			

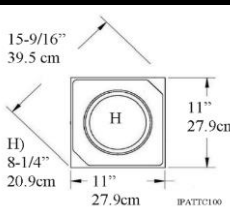
ITEM D8-6



Total Height
8 Feet (96") (2.438m)
Smooth Tapered
Decorative Shaft split
Top of Shaft
O/D 6" (15.24cm)
I/D 5" (12.7cm)
Bottom of Shaft
O/D 8" (20.3cm)
Options:
IPAP0808S-ABDC

Custom Doric PDF Form
Composite

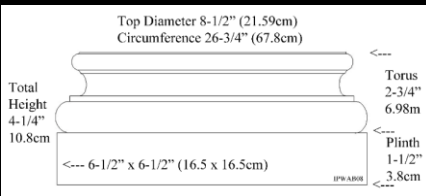
click for
Drawing / Order Form



IPC808P-DCAB		8 Feet 8" Tapered		
Interior Hardwood	List	Each	6 +	
Poplar (Paint Grade)	857.74	643.30	514.64	
Maple, Bass, Ash, Yellow Birch	1458.15	1093.61	874.89	
Sap Maple	1586.81	1190.11	952.09	
Beech	1518.19	1138.64	910.92	
Alder	1664.01	1248.01	998.40	
Red Oak, African Mahogany	1501.04	1125.78	900.62	
Cherry	2144.34	1608.26	1286.60	
Exterior Hardwood				
White Oak, White Pine, Cedar	1758.36	1318.77	1055.02	
Knotty Pine	1072.17	804.13	643.30	
Clear Pine	1458.15	1093.61	874.89	


ITEM D8-7

click for
Drawing / Order Form



Total Height
8 Feet (96") (2.438m)
Smooth Tapered
Decorative Solid
Top of Shaft
O/D 7" (17.78cm)
I/D 4" (10cm)
Bottom of Shaft
O/D 8" (20.32cm)
Options:
Split in Half / Wedged
Inside or Outside Corners
IPC808P-TCTB

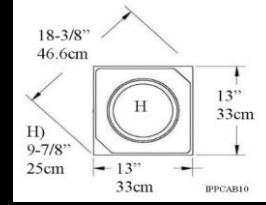
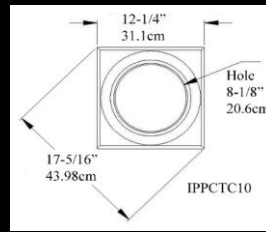
click for Custom Smooth HW Form





IPPC0810S-ABDC	8 Feet 9-5/8" Tapered		
FRP-PolyComp™	List	Each	6 +
Whole	654.14	490.60	392.48
Split in Half (Pilaster)	758.24	568.68	454.95
Whole White Painted	1048.73	786.55	629.24
Split in Half White Painted	1152.84	864.63	691.70

ITEM D8-8



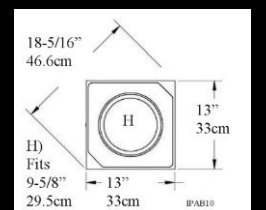
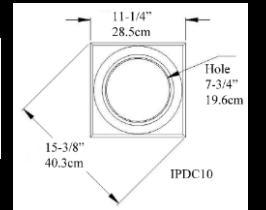
Total Height
8 Feet (96") (2.438m)
Smooth Tapered
Centered Load 10,000lbs
Top of Shaft
O/D 8" (20.3cm)
I/D 7-1/4" (18.4cm)
Bottom of Shaft
O/D 9-5/8" (24.4cm)
Options:
Split in Half / Wedged
Inside or Outside Corners
IPPC810S-ABDC

[click for Drawing / Order Form](#)

[Custom Doric PDF Form Composite](#)

IPTUS0810S-DCAB	8 Feet 9-5/8" Tapered		
FRP-FiberComp™	List	Each	6 +
Whole	697.02	522.77	418.21
Split for Post Wrap	848.08	636.06	508.85
Split in Half (Pilaster)	848.08	636.06	508.85
Cut to Height	52.94	39.70	31.76
Split Kit	97.54	97.54	78.03

ITEM D8-9



Total Height
8 Feet (96") (2.43m)
Smooth Tapered
Centered Load 14,000lbs
Top of Shaft
O/D 7-1/2" (19cm)
I/D 6-1/4" (15.8cm)
Bottom of Shaft
O/D 9-5/8" (24.4cm)
Options:
Split in Half / Wedged
Inside or Outside Corners
IPTUS810S-DCAB



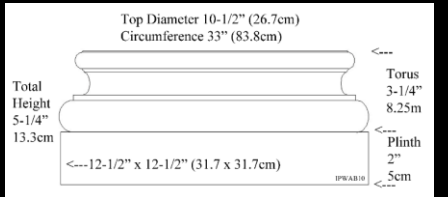
[Custom Doric PDF Form Composite](#)

[click for Drawing/Order Form](#)

IPC810P-DCAB	8 Feet 10" Tapered		
Interior Hardwood	List	Each	6 +
Poplar (Paint Grade)	1126.09	844.57	675.66
Maple, Bass, Ash, Yellow Birch	1914.36	1435.77	1148.61
Sap Maple	2083.27	1562.45	1249.96
Beech	1993.18	1494.89	1195.91
Alder	2184.62	1638.46	1310.77
Red Oak, African Mahogany	1970.66	1478.00	1182.40
Cherry	2815.23	2111.42	1689.14
Exterior Hardwood	List	Each	6 +
White Oak, White Pine, Cedar	2308.49	1731.37	1385.09
Knotty Pine	1407.62	1055.71	844.57
Clear Pine	1914.36	1435.77	1148.61

ITEM D8-10

[click for Drawing / Order Form](#)



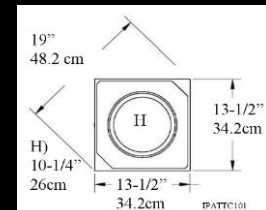
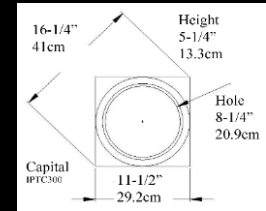
[click for Custom Smooth HW Form](#)



Total Height
8 Feet (96") (2.438m)
Smooth Tapered
Decorative Solid
Top of Shaft
O/D 9" (22.86cm)
I/D 6" (15.2cm)
Bottom of Shaft
O/D 10" (25.4cm)
Options:
Split in Half / Wedged
Inside or Outside Corners
IPC810P-TCTB

IPAP0810P-DCAB	8 Feet 10" Tapered		
ArchPolymer™	List	Each	6 +
Split for Reassembly	692.34	519.25	415.40
Load Bearing 4-1/2" Steel Post Inbedded	call for pricing		
Fire Rated in the Material	call for pricing		

ITEM D8-11



Total Height
8 Feet (96") (2.438m)
Smooth Tapered
Decorative Shaft split
Top of Shaft
O/D 8" (20.3cm)
I/D 5" (12.7cm)
Bottom of Shaft
O/D 10" (25.4cm)
IPAP810S-ABDC

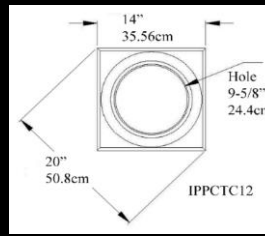
[Custom Doric PDF Form Composite](#)

[click for Drawing / Order Form](#)



IPPC0812S-ABDC		8 Feet 11-1/2" Tapered		
FRP-PolyComp™		List	Each	6 +
Whole	871.67	653.75	523.00	
Split in Half (Pilaster)	954.12	715.59	572.47	
Whole White Painted	1398.68	1049.01	839.21	
Split in Half White Painted	1481.14	1110.85	888.68	

ITEM D8-12



Total Height
8 Feet (96") (2.438m)

Smooth Tapered
Centered Load 14,000lbs

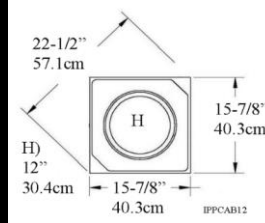
Top of Shaft
O/D 9-3/8" (23.8cm)
I/D 8-5/8" (21.9cm)

Bottom of Shaft
O/D 11-1/2" (29.2cm)

Options:
Split in Half / Wedged
Inside or Outside Corners

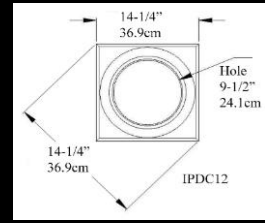
IPPC812S-ABDC

[click for Drawing / Order Form](#)



IPTUS0812S-DCAB		8 Feet 11-5/8" Tapered		
FRP-FiberComp™		List	Each	6 +
Whole	1006.72	755.04	604.03	
Split for Post Wrap	1157.77	868.33	694.66	
Split in Half (Pilaster)	1157.77	868.33	694.66	
Cut to Height	52.94	39.70	31.76	
Split Kit	97.54	97.54	78.03	

ITEM D8-13



Total Height
8 Feet (96") (2.43m)

Smooth Tapered
Centered Load 18,000lbs

Top of Shaft
O/D 9-1/4" (24.4cm)
I/D 8" (20.3cm)

Bottom of Shaft
O/D 11-5/8" (29.5cm)

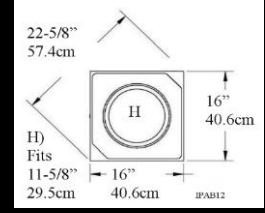
Options:
Split in Half / Wedged
Inside or Outside Corners

IPTUS812S-DCAB



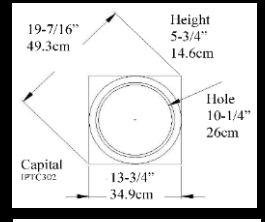
[Custom Doric PDF Form Composite](#)

[click for Drawing/Order Form](#)



IPAP0812P-DCAB		8 Feet 12" Tapered		
ArchPolymer™		List	Each	6 +
Split for Reassembly	925.48	694.11	555.29	
Load Bearing 4-1/2" Steel Post Inbedded		call for pricing		
Fire Rated in the Material		call for pricing		

ITEM D8-14



Total Height
8 Feet (96") (2.438m)

Smooth Tapered
Decorative Shaft split

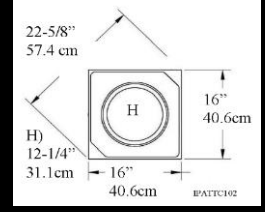
Top of Shaft
O/D 10" (25.4cm)
I/D 7" (17.78cm)

Bottom of Shaft
O/D 12" (30.48cm)

IPAP812S-ABDC

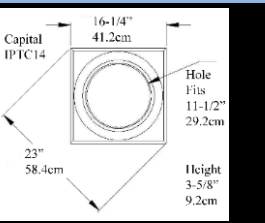
[Custom Doric PDF Form Composite](#)

[click for Drawing / Order Form](#)



IPTUS0814S-DCAB		8 Feet 13-5/8" Tapered		
FRP-FiberComp™		List	Each	6 +
Whole	2187.95	1640.96	1312.77	
Split for Post Wrap	2339.00	1754.25	1403.40	
Split in Half (Pilaster)	2339.00	1754.25	1403.40	
Cut to Height	52.94	39.70	31.76	
Split Kit	130.05	97.54	78.03	

ITEM D8-15



Total Height
8 Feet (96") (2.43m)

Smooth Tapered
Centered Load 20,000lbs

Top of Shaft
O/D 11-1/2" (29.2cm)
I/D 9-1/2" (24.13cm)

Bottom of Shaft
O/D 13-5/8" (34.6cm)

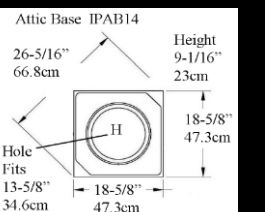
Options:
Split in Half / Wedged
Inside or Outside Corners

IPTUS814S-DCAB



[Custom Tapered PDF Form Composite](#)

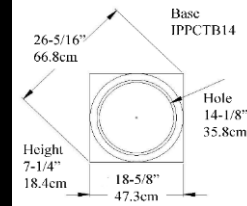
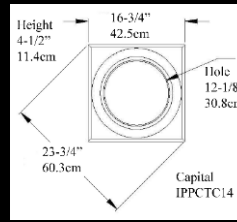
[click for Drawing / Order Form](#)





IPPC0814S-ABDC		8 Feet 13-7/8" Tapered		
FRP-PolyComp™		List	Each	6 +
Whole	1742.05	1306.54	1045.23	
Split in Half (Pilaster)	1842.87	1382.15	1105.72	
Whole White Painted	2360.67	1770.50	1416.40	
Split in Half White Painted	2461.52	1846.14	1476.91	

ITEM D8-16



[click for Drawing / Order Form](#)

Total Height 8 Feet (96") (2.438m)
 Smooth Tapered
 Centered Load 20,000lbs

Top of Shaft
 O/D 12" (30.48cm)
 I/D 11-1/4" (28.57cm)

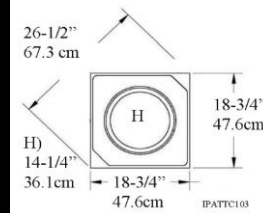
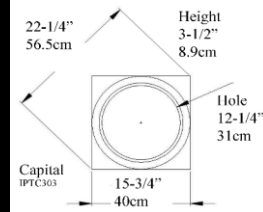
Bottom of Shaft
 O/D 13-7/8" (35.24cm)

Options:
 Split in Half / Wedged
 Inside or Outside Corners

IPPC814S-ABDC

IPAP0814P-DCAB		8 Feet 14" Tapered		
ArchPolymer™		List	Each	6 +
Split for Reassembly	1382.86	1037.15	829.72	
Load Bearing 4-1/2" Steel Post Inbedded				call for pricing
Fire Rated in the Material				call for pricing

ITEM D8-17



Custom Doric PDF Form Composite

[click for Drawing / Order Form](#)

Total Height 8 Feet (96") (2.438m)
 Smooth Tapered
 Decorative Shaft split

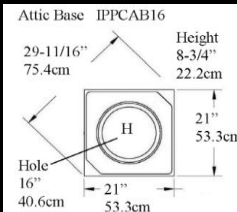
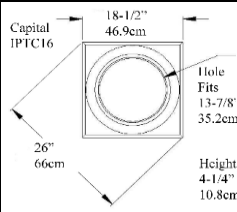
Top of Shaft
 O/D 12" (30.48cm)
 I/D 9" (22.8cm)

Bottom of Shaft
 O/D 14" (35.56cm)

IPAP814S-ABDC

IPTUS0816S-DCAB		8 Feet 15-1/2" Tapered		
FRP-FiberComp™		List	Each	6 +
Whole	2541.94	1906.45	1525.16	
Split for Post Wrap	2786.86	2090.15	1672.12	
Split in Half (Pilaster)	2786.86	2090.15	1672.12	
Cut to Height	52.94	39.70	31.76	
Split Kit	130.05	97.54	78.03	

ITEM D8-18



Custom Tapered PDF Form Composite

[click for Drawing / Order Form](#)

Total Height 8 Feet (96") (2.43m)
 Smooth Tapered
 Centered Load 20,000lbs

Top of Shaft
 O/D 13-7/8" (35.2cm)
 I/D 12" (30.48cm)

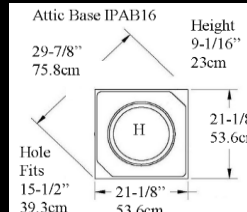
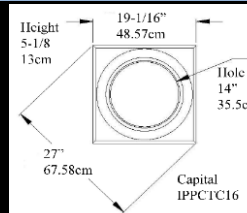
Bottom of Shaft
 O/D 15-1/2" (39.3cm)

Options:
 Split in Half / Wedged
 Inside or Outside Corners

IPTUS816S-DCAB

IPPC0816S-TBTC		8 Feet 15-3/4" Tapered		
FRP-PolyComp™		List	Each	6 +
Whole	2207.86	1655.90	1324.72	
Split in Half (Pilaster)	2320.95	1740.71	1392.57	
Whole White Painted	2929.73	2197.30	1757.84	
Split in Half White Painted	3042.81	2282.11	1825.69	

ITEM D8-19



[click for Drawing / Order Form](#)

Total Height 8 Feet (96") (2.438m)
 Smooth Tapered
 Centered Load 20,000lbs

Top of Shaft
 O/D 13-3/4" (34.9cm)
 I/D 12-3/4" (32.3cm)

Bottom of Shaft
 O/D 15-3/4" (40cm)

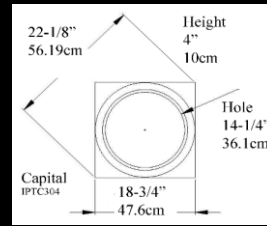
Options:
 Split in Half / Wedged
 Inside or Outside Corners

IPPC816S-ABDC



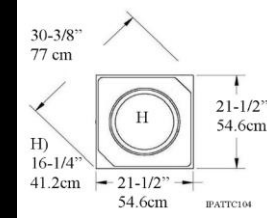
IPAP0816P-DCAB	8 Feet 16" Tapered		
ArchPolymer™	List	Each	6 +
Split for Reassembly	1447.45	1085.59	868.47
Load Bearing 4-1/2" Steel Post Inbedded	call for pricing		
Fire Rated in the Material	call for pricing		

ITEM D8-20



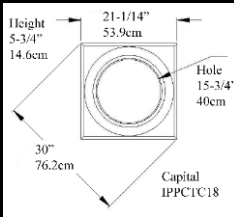
Custom Doric PDF Form Composite

click for Drawing / Order Form

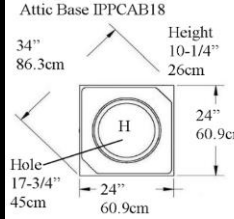


IPPC0818S-ABDC	8 Feet 17-1/4" Tapered		
FRP-PolyComp™	List	Each	6 +
Whole	4454.62	3340.97	2672.77
Split in Half (Pilaster)	4583.87	3437.90	2750.32
Whole White Painted	5281.99	3961.49	3169.19
Split in Half White Painted	5411.29	4058.47	3246.77

ITEM D8-21



click for Drawing / Order Form



Imperial Productions®

Options

PolyComp
Split for Post Wrap
Painted White

FiberComp™
Split for Post Wrap
Split for Pilaster
Split Wedged, Corners
Specify Height

24 Hardwood
Fully Customizable
Split
Split Post Wrap
Split for Pilaster
Specify Height



Imperial Productions®



Doric Smooth

9 Feet (2.743 meter)

Porch Supports & Building Facades

Best Material: Composites

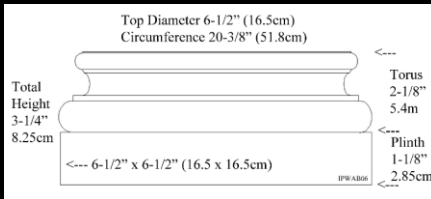
or Exterior Hardwoods



IPC906P-DCAB	9 Feet 6" Tapered		
Interior Hardwood	List	Each	6 +
Poplar (Paint Grade)	835.16	626.37	501.10
Maple, Bass, Ash, Yellow Birch	1419.78	1064.83	851.87
Sap Maple	1545.05	1158.79	927.03
Beech	1478.24	1108.68	886.94
Alder	1620.22	1215.16	972.13
Red Oak, African Mahogany	1461.54	1096.15	876.92
Cherry	2087.91	1565.93	1252.75
Exterior Hardwood			
White Oak, White Pine, Cedar	1712.09	1284.06	1027.25
Knotty Pine	1043.96	782.97	626.37
Clear Pine	1419.78	1064.83	851.87

ITEM D9-1

[click for Drawing / Order Form](#)



[click for Custom Smooth HW Form](#)



Total Height 9 Feet (108") (2.743m)
 Smooth Tapered
 Decorative Solid

Top of Shaft
 O/D 5" (12.7cm)
 I/D 2" (5cm)

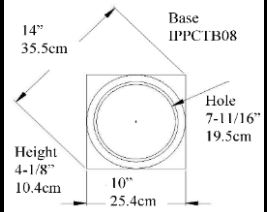
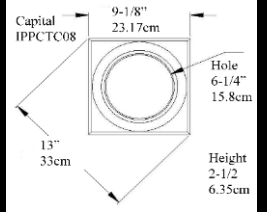
Bottom of Shaft
 O/D 6" (15.24cm)

Options:
 Split in Half / Wedged
 Inside or Outside Corners

IPC906P-TCB

IPPC0908S-ABDC	9 Feet 7-5/8" Tapered		
FRP-PolyComp™	List	Each	6 +
Whole	539.73	404.80	323.84
Split in Half (Pilaster)	616.25	462.19	369.75
Whole White Painted	864.96	648.72	518.98
Split in Half White Painted	941.51	706.13	564.91

ITEM D9-2



[click for Drawing / Order Form](#)

Total Height 9 Feet (108") (2.743m)
 Smooth Tapered
 Centered Load 10,000lbs

Top of Shaft
 O/D 8" (20.3cm)
 I/D 7-1/4" (18.4cm)

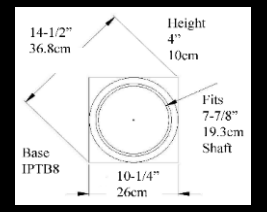
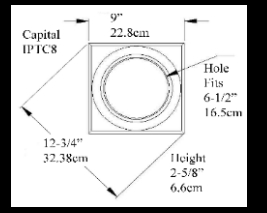
Bottom of Shaft
 O/D 9-5/8" (24.4cm)

Options:
 Split in Half / Wedged
 Inside or Outside Corners

IPPC910S-ABDC

IPTUS0908S-DCAB	9 Feet 7-5/8" Tapered		
FRP-FiberComp™	List	Each	6 +
Whole	602.44	451.83	361.46
Split for Post Wrap	753.49	565.12	452.10
Split in Half (Pilaster)	753.49	565.12	452.10
Cut to Height	52.94	39.70	31.76
Split Kit	130.05	97.54	78.03

ITEM D9-3



[click for Drawing / Order Form](#)



Total Height 9 Feet (108") (2.743m)
 Smooth Tapered
 Centered Load 10,000lbs

Top of Shaft
 O/D 6-1/4" (15.8cm)
 I/D 5" (12.7cm)

Bottom of Shaft
 O/D 7-5/8" (19.3cm)

Options:
 Split in Half / Wedged
 Inside or Outside Corners

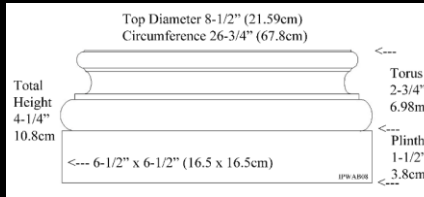
IPTUS908S-DCAB



IPC908P-DCAB		9 Feet 8" Tapered		
Interior Hardwood	List	Each	6 +	
Poplar (Paint Grade)	920.44	690.33	552.26	
Maple, Bass, Ash, Yellow Birch	1564.74	1173.56	938.84	
Sap Maple	1702.81	1277.10	1021.68	
Beech	1629.17	1221.88	977.50	
Alder	1785.65	1339.23	1071.39	
Red Oak, African Mahogany	1610.76	1208.07	966.46	
Cherry	2301.09	1725.82	1380.65	
Exterior Hardwood				
White Oak, White Pine, Cedar	1886.89	1415.17	1132.14	
Knotty Pine	1150.55	862.91	690.33	
Clear Pine	1564.74	1173.56	938.84	

ITEM D9-4

[click for Drawing / Order Form](#)



[click for Custom Smooth HW Form](#)



Total Height 9 Feet (108") (2.743m)
Smooth Tapered
Decorative Solid

Top of Shaft
O/D 7" (17.78cm)
I/D 4" (10cm)

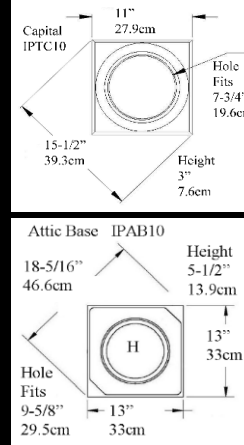
Bottom of Shaft
O/D 8" (20.32cm)

Options:
Split in Half / Wedged
Inside or Outside Corners

IPC908P-TCTB

IPTUS0910S-DCAB		9 Feet 9-5/8" Tapered		
FRP-FiberComp™	List	Each	6 +	
Whole	751.73	563.80	451.04	
Split for Post Wrap	902.78	677.08	541.67	
Split in Half (Pilaster)	902.78	677.08	541.67	
Cut to Height	52.94	39.70	31.76	
Split Kit	130.05	97.54	78.03	

ITEM D9-5



[Custom Tapered PDF Form Composite](#)

[click for Drawing / Order Form](#)

Total Height 9 Feet (108") (2.743m)
Smooth Tapered
Centered Load 14,000lbs

Top of Shaft
O/D 7-1/2" (19cm)
I/D 6-1/4" (15.8cm)

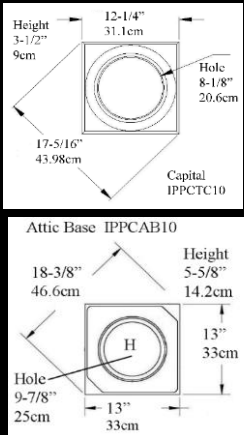

Bottom of Shaft
O/D 9-5/8" (24.4cm)

Options:
Split in Half / Wedged
Inside or Outside Corners

IPTUS0910S-DCAB

IPPC0910S-ABDC		9 Feet 9-5/8" Tapered		
FRP-PolyComp™	List	Each	6 +	
Whole	707.74	530.78	424.62	
Split in Half (Pilaster)	801.34	601.01	480.81	
Whole White Painted	1138.48	853.86	683.09	
Split in Half White Painted	1232.15	924.11	739.29	

ITEM D9-6



[click for Drawing / Order Form](#)

Total Height 9 Feet (108") (2.743m)
Smooth Tapered
Centered Load 10,000lbs

Top of Shaft
O/D 8" (20.3cm)
I/D 7-1/4" (18.4cm)

Bottom of Shaft
O/D 9-5/8" (24.4cm)

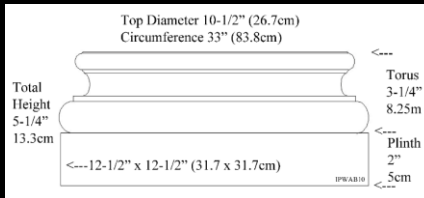
Options:
Split in Half / Wedged
Inside or Outside Corners

IPPC0910S-ABDC

IPC910P-DCAB		9 Feet 10" Tapered		
Interior Hardwood	List	Each	6 +	
Poplar (Paint Grade)	1213.87	910.40	728.32	
Maple, Bass, Ash, Yellow Birch	2063.58	1547.69	1238.15	
Sap Maple	2245.66	1684.25	1347.40	
Beech	2148.55	1611.42	1289.13	
Alder	2354.91	1766.18	1412.95	
Red Oak, African Mahogany	2124.28	1593.21	1274.57	
Cherry	3034.68	2276.01	1820.81	
Exterior Hardwood				
White Oak, White Pine, Cedar	2488.44	1866.33	1493.06	
Knotty Pine	1517.34	1138.01	910.40	
Clear Pine	2063.58	1547.69	1238.15	

ITEM D9-7

[click for Drawing / Order Form](#)



[click for Custom Smooth HW Form](#)



Total Height 9 Feet (108") (2.743m)
Smooth Tapered
Decorative Solid

Top of Shaft
O/D 9" (22.86cm)
I/D 6" (15.2cm)

Bottom of Shaft
O/D 10" (25.4cm)

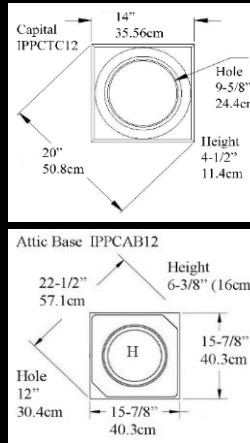
Options:
Split in Half / Wedged
Inside or Outside Corners

IPC910P-TCTB



IPPC0912S-ABDC		9 Feet 11-1/2" Tapered		
FRP-PolyComp™		List	Each	6 +
Whole		935.53	701.65	561.32
Split in Half (Pilaster)		1036.44	777.33	621.86
Whole White Painted		1493.32	1119.99	895.99
Split in Half White Painted		1594.25	1195.69	956.55

ITEM D9-8

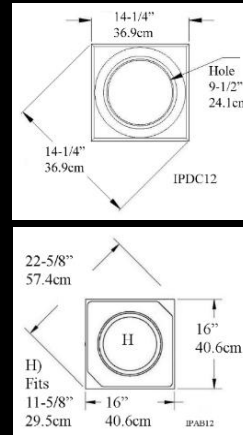


Total Height
9 Feet (108") (2.743m)
Smooth Tapered
Centered Load 14,000lbs
Top of Shaft
O/D 9-1/2" (24.13cm)
I/D 8-3/4" (22.2cm)
Bottom of Shaft
O/D 11-1/2" (29.2cm)
Options:
Split in Half / Wedged
Inside or Outside Corners
IPPC912S-ABDC

[click for Drawing / Order Form](#)

IPTUS0912S-DCAB		9 Feet 11-5/8" Tapered		
FRP-FiberComp™		List	Each	6 +
Whole		1081.18	810.89	648.71
Split for Post Wrap		1232.23	924.18	739.34
Split in Half (Pilaster)		1232.23	924.18	739.34
Cut to Height		52.94	39.70	31.76
Split Kit		97.54	97.54	78.03

ITEM D9-9



Total Height
9 Feet (108") (2.743m)
Smooth Tapered
Centered Load 18,000lbs
Top of Shaft
O/D 9-1/4" (24.4cm)
I/D 8" (20.3cm)
Bottom of Shaft
O/D 11-5/8" (29.5cm)
Options:
Split in Half / Wedged
Inside or Outside Corners
IPTUS912S-DCAB

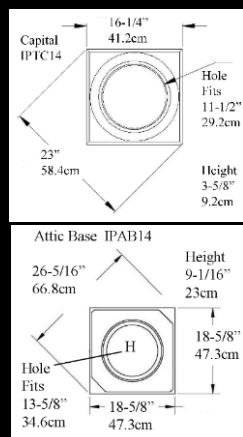


Custom Doric PDF Form Composite

[click for Drawing/Order Form](#)

IPTUS0914S-DCAB		9 Feet 13-5/8" Tapered		
FRP-FiberComp™		List	Each	6 +
Whole		2262.24	1696.68	1357.35
Split for Post Wrap		2413.29	1809.97	1447.98
Split in Half (Pilaster)		2413.29	1809.97	1447.98
Cut to Height		52.94	39.70	31.76
Split Kit		130.05	97.54	78.03

ITEM 9-10



Total Height
9 Feet (108") (2.743m)
Smooth Tapered
Centered Load 20,000lbs
Top of Shaft
O/D 11-1/2" (29.2cm)
I/D 9-1/2" (24.13cm)
Bottom of Shaft
O/D 13-5/8" (34.6cm)
Options:
Split in Half / Wedged
Inside or Outside Corners
IPTUS914S-DCAB

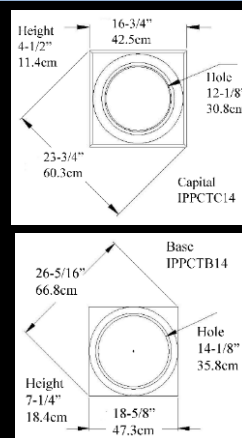


Custom Tapered PDF Form Composite

[click for Drawing / Order Form](#)

IPPC0914S-ABDC		9 Feet 13-7/8" Tapered		
FRP-PolyComp™		List	Each	6 +
Whole		1802.52	1351.89	1081.51
Split in Half (Pilaster)		1914.34	1435.76	1148.60
Whole White Painted		2476.02	1857.01	1485.61
Split in Half White Painted		2587.87	1940.90	1552.72



ITEM 9-11



Total Height
9 Feet (108") (2.743m)
Smooth Tapered
Centered Load 20,000lbs
Top of Shaft
O/D 12" (30.48cm)
I/D 11-1/4" (28.57cm)
Bottom of Shaft
O/D 13-7/8" (35.24cm)
Options:
Split in Half / Wedged
Inside or Outside Corners
IPPC914S-ABDC

[click for Drawing / Order Form](#)

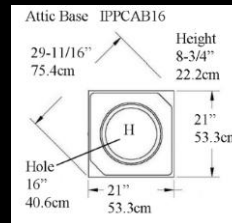
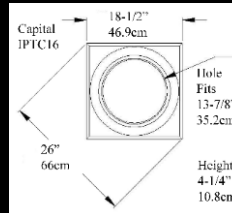


IPTUS0916S-DCAB		9 Feet 15-1/2" Tapered		ITEM D9-12
FRP-FiberComp™		List	Each	6 +
Whole	2728.63	2046.47	1637.18	 
Split for Post Wrap	2973.56	2230.17	1784.14	
Split in Half (Pilaster)	2973.56	2230.17	1784.14	
Cut to Height	52.94	39.70	31.76	
Split Kit	130.05	97.54	78.03	



Custom Tapered PDF Form Composite

click for Drawing / Order Form



Total Height
9 Feet (108") (2.743m)



Smooth Tapered
Centered Load 20,000lbs

Top of Shaft
O/D 13-7/8" (35.2cm)
I/D 12" (30.48cm)

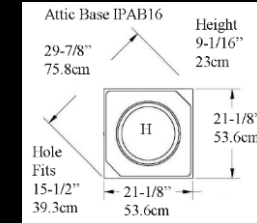
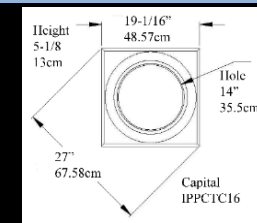
Bottom of Shaft
O/D 15-1/2" (39.3cm)

Options:
Split in Half / Wedged
Inside or Outside Corners

IPTUS916S-DCAB

IPPC0916S-TBTC		9 Feet 15-3/4" Tapered		ITEM D9-13
FRP-PolyComp™		List	Each	6 +
Whole	2394.22	1795.67	1436.53	 
Split in Half (Pilaster)	2517.09	1887.81	1510.25	
Whole White Painted	3178.72	2384.04	1907.23	
Split in Half White Painted	3301.56	2476.17	1980.93	

click for Drawing / Order Form



Total Height
9 Feet (108") (2.743m)



Smooth Tapered
Centered Load 20,000lbs

Top of Shaft
O/D 13-3/4" (34.9cm)
I/D 12-3/4" (32.3cm)

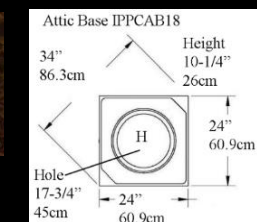
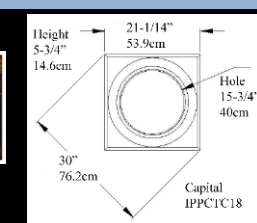
Bottom of Shaft
O/D 15-3/4" (40cm)

Options:
Split in Half / Wedged
Inside or Outside Corners

IPPC916S-ABDC

IPPC0918S-ABDC		9 Feet 17-1/4" Tapered		ITEM 9-14
FRP-PolyComp™		List	Each	6 +
Whole	4580.43	3435.32	2748.26	 
Split in Half (Pilaster)	4719.31	3539.49	2831.59	
Whole White Painted	5478.24	4108.68	3286.95	
Split in Half White Painted	5617.47	4213.10	3370.48	

click for Drawing / Order Form



Total Height
9 Feet (108") (2.743m)

Smooth Tapered
Centered Load 20,000lbs

Top of Shaft
O/D 15-3/8" (39cm)
I/D 14-3/8" (36.5cm)

Bottom of Shaft
O/D 17-1/4" (43.8cm)

Options:
Split in Half / Wedged
Inside or Outside Corners

IPPC918S-ABDC



Material Properties | **HARDWOODS**

Hardwoods are a Green Choice
Sanded to 220 Ready to Paint or Stain
Exterior Woods: Pine, Western Red Cedar, White Oak
Interior Woods:
Poplar, Bass, Red Oak, Maple, SapMaple, Ash
Cherry, African Mahogany, Walnut, Yellow Birch

Benefits
Total Customization to the Micro Inch
Solid Capitals and Bases



[click to Watch Youtube Video](#)

Material Properties | **PolyComp & FiberComp™**

made from 75% calcium carbonate, 25% Fiberglass Resins
FiberComp™ EconPolymer Caps and Bases (not primed)
PolyComp™ EconPolymer Caps (paint option)
All Whole Columns are Load Bearing
Always consult with your structural engineer for application

Benefits
Insect, Rot and Water Resistant
Minimal Thermal Transfer to avoid spider cracks
Optional Split for Post Wrap, Cut to Height or Corner Cuts



[click to Watch Youtube Video](#)

Material Properties | **ArchPolymer™**

ArchPolymer™ is high density Polyurethane
Lite weight - easy to cut and install for post wrap
Perfect for Theatres, Store Fixtures, Gardens
Not Load Bearing
Primed Ready to Paint by others

Benefits
Insect, Rot and Water Resistant
Minimal Thermal Transfer to avoid spider cracks



[click to Watch Youtube Video](#)

StoneMold™ & Zeament™ Décor Post Wraps

Architectural Artificial Stone Composite Interior Use only
made from Alpha Gypsum Cement with pigment
Not Load Bearing
Columns split with a reveal at the seam
12 Finishes 11 Finishes




[click to Watch Youtube Video](#)



Doric Smooth Hardwood

Tapered



<= Astragal (C)

<= (A)
Top Shaft

<= (H)
Taper Ends

(B)
End Shaft



Staves
1-1/2" (3.8cm)

Total Height of all Parts _____

A) Top of Shaft Diameter: _____

(B) Bottom of Shaft Diameter: _____

Taper: The entasis creates a visual distortion for perspective. The taper starts at the top of the shaft under the astragal 2/3rds down the shaft (H) bottom 1/3 straight

Optional Load Bearing Solid Core
Solid wood load bearing wood core available. Check with your structural engineer for requirements and local codes

Interior Paint Grade Basswood, Poplar

Stain Grade Alder, Ash, Beech, Birch, Cherry, Maple, Mahogany (African) Red Oak, SapMaple (very white), Walnut, White Oak, White Pine

Exterior Stain & Paint Grade:

Douglas Fir, Knotty Pine, White Pine, Clear Pine, Western Red Cedar, Mahogany (African), White Oak

Doric Capital - 2 Parts

(E) Square Abacus =>

(F) Round Ovolo =>



E = Square Cap Width _____ Depth _____


Height _____

F = Round Ovolo Diameter _____ Height _____

Attic Base - 2 Parts

(X Bottom Shaft Sits on Flat

(Y) Round Torus =>



(Z) Square Plinth =>



X = Top Flat _____

Y = Base Round Torus Height _____ Diameter _____

Z = Square Plinth
Height _____ Width _____ Depth _____



General Details

Interior Exterior

Whole: Qty _____ Split for Pilaster/Engaged Qty: _____

Wrap: 4x4 6x6 i-Beam other: _____ Qty: _____



Engaged



Outside
Corner



Wall
Wrap



Inside
Corner



Imperial Productions & Distribution Inc.

1-800-399-7585 Email: sales@imperialproductions.com

copyright 2019 MartinRichardsDesign&Contracting Inc. All Rights Reserved



Doric Smooth Composite

Tapered



<= Astragal (C)

<= (A)
Top Shaft

Total Height of all Parts _____

A) Top of Shaft Diameter: _____

(B) Bottom of Shaft Diameter: _____

Taper: The entasis creates a visual distortion for perspective. The taper starts at the top of the shaft under the astragal 2/3rds down the shaft (H) bottom 1/3 straight

<= (H)
Taper Ends

(B)
End Shaft



Doric Capital - 2 Parts

(E) Square Abacus =>

(F) Round Ovolo =>



E = Square Cap Width _____ Depth _____

Height _____


F = Round Ovolo Diameter _____ Height _____

Attic Base - 2 Parts

(X Bottom Shaft Sits on Flat

(Y) Round Torus =>

(Z) Square Plinth =>



X = Top Flat _____

Y = Base Round Torus Height _____ Diameter _____

Z = Square Plinth
Height _____ Width _____ Depth _____



MATERIAL SELECTION:

Interior Decorative:

- 1) StoneMold™: Stone Like 12 Finishes
- 2) NeoPlaster™ (GRG) Glass Fiber Re-enforced Gypsum

Exterior & Interior Decorative:

- 3) ArchPolymer™ high density Polyurethane
- 4) Zeament™: GFRC lite weight cement, 12 Finishes

Exterior & Interior Load Bearing:

- 5) PolyComp™ (FRP) Calcium Carbonate & Resins
- 6) Fiberglass

Load Bearing - Always place load center of shaft
Capacity increases with diameter

Check with your structural engineer for use and local codes

General Details

Interior Exterior

Whole: Qty _____ Split for Pilaster/Engaged Qty: _____

Wrap: 4x4 6x6 i-Beam other: _____ Qty: _____



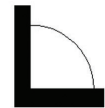
Engaged



Outside
Corner



Wall
Wrap



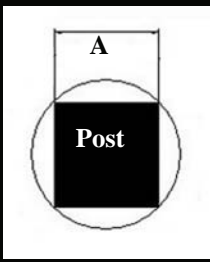
Inside
Corner



Imperial Productions & Distribution Inc.

1-800-399-7585 Email: sales@imperialproductions.com

copyright 2019 MartinRichardsDesign&Contracting Inc. All Rights Reserved



Post Wrap Chart

4 x 4 Square Wood Dressed

Dressed to 3-1/2" x 3-1/2" (8.8 x 8.8cm)

A) Inside Minimum Top of Shaft 5" (12.7cm)

6 x 6 Square Wood Dressed

Dressed 5-1/2" x 5-1/2" (13.9 x 13.9cm)

A) Minimum Inside Top of Shaft
7-3/4" (19.68cm)

4 x 4 Square Steel Post

A) Inside Minimum Top of Shaft
5-3/4" (14.6cm)

6 x 6 Square Steel Post

A) Inside Minimum Inside Top of Shaft
8-5/8" (21.9cm)

8 x 8 Square Wood Dressed

Dressed 7-1/2" x 7-1/2" (19 x 19cm)

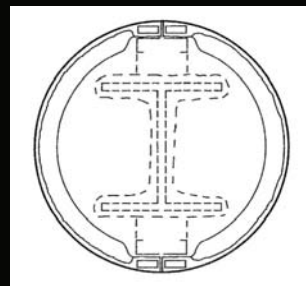
A) Inside Minimum 11-1/2" (29.21cm)



Do not measure too tight as you need to take into account manufacturing tolerances that can be up to 1/4" (.63cm) minimum Dressed sizes as per AWC Properties of Structural Lumber S4S (www.AWC.org)

We Sell Steel Posts Galvanized or Primed

Specify Heights, Round or Square Top & Bottom Plates



Post Wrap:

- * Pressure Treated Wood Posts 4x4, 6x6
- * I-Beams
- * Round Metal
- * Square Metal

Design Tip:

Consider a post wrap. This gets the framing inspection complete then follow up with the decorative finished column cover once the inspector signs off.



Imperial Productions®

1-800-399-7585

Imperial Productions & Distribution Inc Toronto / New York

email sales@imperialproductions.com copyright 2016 MRDCI All Rights Reserved

FG-TUS-NTAP
JUL-2021



Imperial Productions® Request for Quote

Download, Fill-in & Email to sales@imperialproductions.com

Name / Company: _____

Phone _____ Email _____

Billing Address: _____

City: _____ Prov / State _____

PC / Zip Code _____

Ship to Address: _____

City: _____ Prov / State _____

PC / Zip Code _____

Product Code: _____

Quantity: _____

Notes: _____



Imperial Productions®

1-800-399-7585

Imperial Productions & Distribution Inc Toronto / New York

email sales@imperialproductions.com copyright 2016 MRDCI All Rights Reserved