



IPNP4317



Height  
1-5/8"  
(4cm)

Width 1-5/8" (4cm)

AVAILABLE MATERIALS

ArchPolymer™

Interior & Exterior, Water Rot, Insect Resistant

Flexible ResinMold®

for Arches / Curves / Circles / Straight Lengths  
Interior & Exterior, Water, Rot, Insect Resistant

GRG Glass Fiber Reenforced Gypsum (Interior)

FRP Fiberglass (Exterior)

IPNP4410



9-1/16"  
x 9-1/6"  
(23.02cm)



IPNP4407

6-1/8"  
x 6-1/8"  
(15.5cm)



IPNP4402



8" x 8"  
(20.3cm)

IPNP4405



8" x 8"  
20.3cm



IPNP4404



4-5/16"  
(23.5cm)

Width 9-1/4"(23.5cm)

IPNP4401



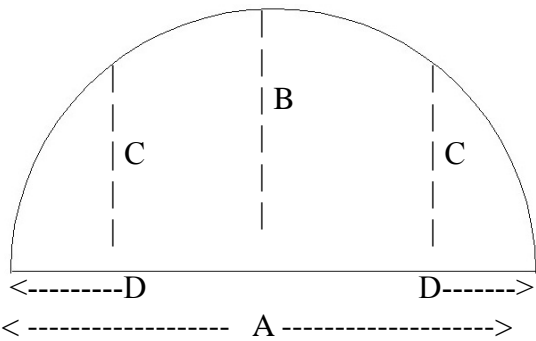
8-1/4" x  
8-1/4"  
(21cm)

\* All specifications subject to change without notice, Final products & Measurements may vary from this brochure



# Profile: IPNP4317 Flexible ResinMold®

## 1) ARCH - True 1/2 Circle & Eyebrow Elevation Drawing



Please Provide Inside Measurements

Horizontal A = \_\_\_\_\_ Center Rise B = \_\_\_\_\_ Mid Rise C = \_\_\_\_\_

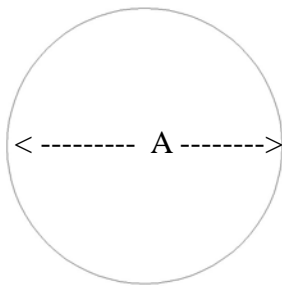
D= Distance to Side from C \_\_\_\_\_ Number of Arches: \_\_\_\_\_

## 2) CIRCLE

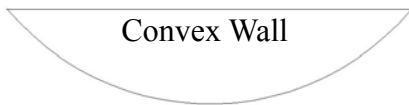
Diameter A \_\_\_\_\_

or Circumference \_\_\_\_\_

# of Circles \_\_\_\_\_

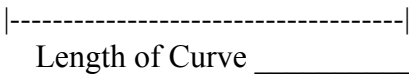


## 3) CURVED WALL Plan View Drawings



Convex Wall

A = Depth= \_\_\_\_\_

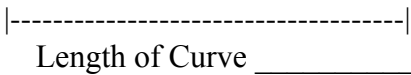


Length of Curve \_\_\_\_\_



Concave Wall

A = Depth= \_\_\_\_\_



Length of Curve \_\_\_\_\_

## 4) STRAIGHT LENGTHS

Total Feet (Meters)

Required: \_\_\_\_\_



Imperial Productions®

1-800-399-7585

Imperial Productions & Distribution Inc Toronto / New York

email sales@imperialproductions.com copyright 2016 MRDCI All Rights Reserved

MAR-2019