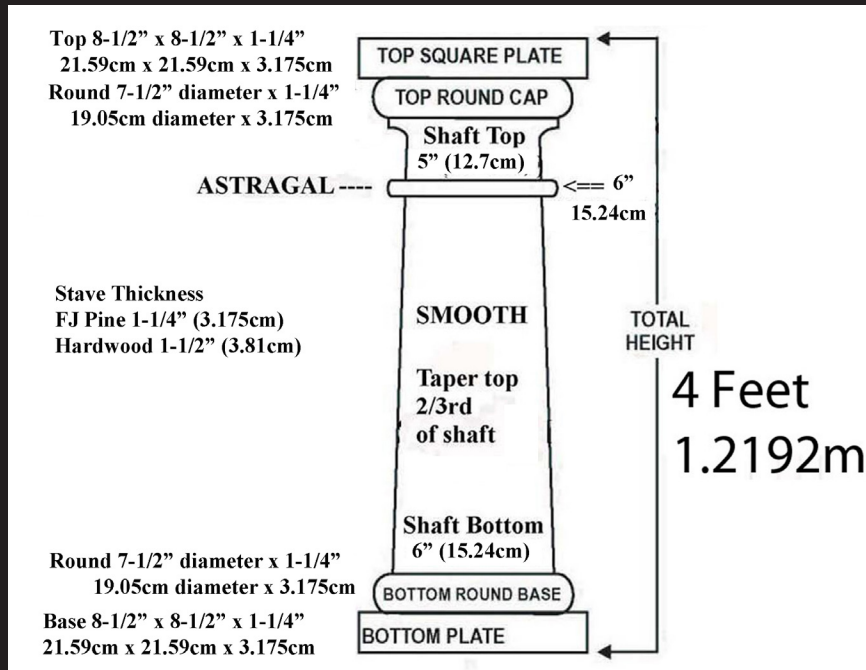



# Tuscan Wood Column

## IPC406P-TCTB

- 5 Detachable Parts
- 2 Capitals: Square & Round
- Smooth Tapered Shaft (solid wood)
  - Architecturally Correct Entasis
  - 1" taper from top to 2/3rds down shaft
  - bottom 1/3 is non-tapered
- 2 Bases: Round & Square

Assembly Required



### Quality Hardwoods

Select & Better Grade, Sanded to 120  
Kiln Dried to 7-8%, 12 staves  
No Centers used, Riff Sawn  
Hardwood 1-1/2" (3.81cm) thick walls  
FJPine 1-1/4" (3.17cm) thick walls

### Interior Paint Grade

Finger Joint Pine, AmPoplar, Maple

### Interior Stain Grade

Alder, Sap White Maple, Red Oak  
White Oak, BeechCherry, Walnut  
Basswood, South American or  
African Mahogany White Ash  
Yellow Birch

### Exterior Hardwood

White Pine, Knotty Pine  
Clear Pine (has few knots)  
Spanish Cedar, Western Red Cedar

### SHAPE IT YOUR WAY:

Custom Heights available or


Upgrade to Decorative Capitals or Attic Bases

### SPLIT COLUMNS FOR POST WRAP!

Split vertically to re-assemble & fit around a post

Split in in half for Pilasters against a wall

Wedged for inside or outside Corners (On site fitting required)



\* All are designed as decorative items only. For load bearing applications request load bearing wood or use a metal post and wrap with Split column facade - you will loose the thickness of the saw blade when columns are split

\* All specifications subject to change without notice, Measurements are approximate & Final Product may vary from this brochure



[www.imperialarchitecture.com](http://www.imperialarchitecture.com)

New York  
Toronto

email: [info@imperialarchitecture.com](mailto:info@imperialarchitecture.com)